

**NIAGARA FRONTIER TRANSPORTATION AUTHORITY  
NIAGARA FRONTIER TRANSIT METRO SYSTEM, INC.  
AUDIT, GOVERNANCE AND FINANCE COMMITTEE  
OCTOBER 25, 2023 10:00 AM  
AGENDA**

---

1.	<b>AUDIT STATUS</b>	2
	Presenter: Christopher Ruminski	
2.	<b>PERFORMANCE</b>	6
	Presenter: Timothy Coyne	
3.	<b>QUARTERLY CAPITAL PROJECT REPORT</b>	24
	Presenter: Timothy Coyne	
	<b>A. Completed Capital Project Analysis</b>	62
4.	<b>CASH MANAGEMENT</b>	63
	Presenter: Timothy Coyne	
5.	<b>SAFETY REPORT</b>	65
	Presenter: James Lavelle	
6.	<b>SELF INSURANCE / WORKERS' COMPENSATION QUARTERLY REVIEW</b>	68
	Presenters: Maureen Bitar / Deanna Guest	
7.	<b>GOVERNMENT AFFAIRS</b>	71
	Presenter: Darren Kempner	
8.	<b>PUBLIC AFFAIRS</b>	73
	Presenter: Helen Tederous	
9.	<b>HUMAN RESOURCES</b>	78
	Presenter: Karen Novo	

**Niagara Frontier Transportation Authority**  
**Audit Status Report**  
**October 2023**

**Prepared By:**  
**Christopher S. Ruminski, CPA**  
**Director of Internal Audit & Corporate Compliance**

**AUDITS IN PROGRESS**

**NOVA Bus - Post-Delivery Buy America Audit**

**Description of audit:** On June 23, 2022, the Board authorized an agreement with Nova Bus of St. Eustache, Quebec and Plattsburg, New York to purchase ten (10) transit buses, associated manuals and spare components for a cost of \$6,265,780.20. As a recipient of Federal funds, the NFTA is required to comply with the Buy America provisions. The pre- and post-delivery review is intended to help the recipient (NFTA) ensure that the buses will meet (1) the Buy America regulations, (2) the recipient's needs and specifications, and (3) the Federal Motor Vehicle Safety Standards (FMVSS) regulations.

**Timing:** The audit fieldwork has been started. The audit report and the required certifications will be issued in November 2023.

**New Flyer of America Inc. - Post-Delivery Buy America Audit**

**Description of audit:** On June 23, 2022, the Board authorized an agreement with New Flyer of America Inc. of St. Cloud Minnesota and Winnipeg, Manitoba, to purchase fourteen (14) battery electric buses, support systems, associated manuals, spare components, and training classes for a cost of \$15,357,503.79. As a recipient of Federal funds, the NFTA is required to comply with the Buy America provisions. The pre- and post-delivery review is intended to help the recipient (NFTA) ensure that the buses will meet (1) the Buy America regulations, (2) the recipient's needs and specifications, and (3) the Federal Motor Vehicle Safety Standards (FMVSS) regulations.

**Timing:** The audit fieldwork has been started. The audit report and the required certifications will be issued in November 2023.

**NOVA Bus - Pre-Award Buy America Audit**

**Description of audit:** On September 28, 2023, the Board authorized an agreement with Nova Bus of St. Eustache, Quebec and Plattsburg, New York to purchase ten (10) diesel transit buses, associated manuals and spare components for a cost not to exceed \$7,108,692. As a recipient of Federal funds, the NFTA is required to comply with the Buy America provisions. The pre- and post-delivery review is intended to help the recipient (NFTA) ensure that the buses will meet (1)

the Buy America regulations, (2) the recipient's needs and specifications, and (3) the Federal Motor Vehicle Safety Standards (FMVSS) regulations.

**Timing:** The audit fieldwork has been started. The audit report and the required certifications will be issued in November 2023.

#### **New Flyer of America Inc. - Pre-Award Buy America Audit**

**Description of audit:** On September 28, 2023, the Board authorized an agreement with New Flyer of America Inc. of St. Cloud Minnesota and Winnipeg, Manitoba, to purchase thirteen (13) battery electric buses, support systems, associated manuals, spare components, and training classes for a cost not to exceed \$16,457,505. As a recipient of Federal funds, the NFTA is required to comply with the Buy America provisions. The pre- and post-delivery review is intended to help the recipient (NFTA) ensure that the buses will meet (1) the Buy America regulations, (2) the recipient's needs and specifications, and (3) the Federal Motor Vehicle Safety Standards (FMVSS) regulations.

**Timing:** The audit fieldwork has been started. The audit report and the required certifications will be issued in November 2023.

#### **SP Plus Corporation (Formerly Standard Parking) - BNIA & NFIA - Revenue Audit**

**Description of audit:** As outlined in the annual audit plan, the Internal Audit Department is performing an audit of the agreement between SP Plus Corporation and the NFTA. Under the terms of the agreement, SP Plus agrees to manage the NFTA parking facilities and shuttle bus service at the BNIA & NFIA. The term of this agreement is from December 1, 2017, to May 31, 2023. The scope of the audit is to review the revenues reported for the period December 1, 2020, through November 30, 2022.

**Timing:** The audit fieldwork has been started and will continue through November 2023.

#### **Signature Aviation (formerly Truman Arnold Companies d/b/a TAC Air) - Follow-up Audit**

**Description of audit:** The Internal Audit Department issued a report on August 30, 2022, on the limited scope audit of the contract between the NFTA and Signature Aviation (Signature) to ensure that Signature was reporting proper rents and other revenue and remitting them to the NFTA on a timely basis and to review the status of their capital investments required under the contract. The audit report identified issues relative to the reporting of revenues to the NFTA. The follow-up audit is being done to ensure all items noted in the audit report have been corrected.

**Timing:** The audit fieldwork has been started and will continue through November 2023.

**JE Architects/Engineers PC, Inc., Design Support Services, BNIA Baggage Claim Expansion**

**Description of audit:** As noted in the annual audit plan, the Internal Audit Department will perform an interim audit of the contract with JE Architects/Engineers PC, Inc., for design support services for the BNIA Baggage Claim Expansion Project. The work includes submittal reviews, RFI responses, design clarifications, project schedule review, subcontractor/supplier review, bulletin preparation, commissioning assistance, and project closeout. The scope of this audit will be for all costs submitted from September 2019, through September 30, 2022.

**Timing:** The audit fieldwork has been completed. The draft audit report is currently under review.

**Mott MacDonald NY Inc., Construction Monitoring Services, DL&W Station, Rail Systems and Site Work**

**Description of audit:** As noted in the annual audit plan, the Internal Audit Department will perform an interim audit of the contract with Mott MacDonald NY Inc., for construction monitoring services for the Metro DL&W Station, Rail and Systems and Site Work. The work includes full time inspections, material testing, progress payment reviews, contract document interpretation, project schedule tracking and coordination, maintenance of records, technical support and project closeout. The scope of this audit will be for all costs submitted in calendar year 2021 and 2022.

**Timing:** The audit fieldwork has been started and will continue through November 2023.

**Model Governance Principles**

The Internal Audit Department is beginning the testing of internal controls as part of the Model Governance Principles for Public Authorities. The following areas are currently being reviewed:

Cash Receipts	Procurement	Inventory
Cash Disbursements	Payroll	Accounts Payable
Fixed Assets	Accounts Receivable	

**Timing:** The audit testing will continue through May 2024 and is subject to the review of our external auditors.

**CORPORATE COMPLIANCE**

<b>Report</b>	<b>Required By</b>
<p>National Transit Database Report (NTD) - Congress established the NTD to be the Nation’s primary source for information and statistics on the transit systems of the United States. Statute requires that recipients or beneficiaries of grants from the Federal Transit Administration (FTA) under the Urbanized Area Formula Program (§5307) or Other than Urbanized Area (Rural) Formula Program (§5311) submit data to the NTD. Approximately 850 transit providers in urbanized areas (UZAs) currently report to the NTD through the Internet-based reporting system. Each year, NTD performance data are used to apportion over \$5 billion of FTA funds to transit agencies in UZAs. FTA submits annual NTD reports to Congress summarizing transit service and safety data.</p>	<p>The legislative requirement for the NTD is found in Title 49 U.S.C. 5335(a).</p> <p>The due date for submission is October 31, 2023.</p>
<p>Budget Report for Niagara Frontier Transportation Authority for fiscal year ending 03/31/2025.</p>	<p>NYS Public Authorities Law – Section 2801. This report must be filed by December 31, 2023.</p>

SEPTEMBER 2023 NFTA/METRO PERFORMANCE  
(\$000's)

	BUDGET	ACTUAL	VARIANCE
<b>NET SURPLUS/(DEFICIT)</b>	982	2,763	1,780
Revenues and Operating Assistance			488
Expenses			650
Non-Operating/Capital			642
			1,780
<b>OPER REVENUES &amp; ASST</b>	23,519	24,008	488
Metro Passenger Fares			369
BNIA Airport Fees & Services - lower compensatory billings based on decreased direct expenses			(174)
BNIA Concessions/Commissions - lower parking lot/ramp revenue			(110)
Erie County Sales Tax			(148)
Mortgage Tax			155
State - STOA - New York State enacted budget higher than Executive budget			425
All Other			(30)
			488
<b>TOTAL OPER EXPENSES</b>	19,487	18,837	(650)
Personnel Services			
Metro - vacancies and lower fringe costs, partially offset by higher overtime, instruction and student operator labor			(201)
BNIA - higher overtime and temporary help			148
Central Admin - vacancies and lower fringe costs			(65)
All Other			(19)
			(137)
Maintenance & Repairs			
Metro - higher non-revenue vehicle maintenance, facility and rail contract costs			48
BNIA - lower facility maintenance costs, automotive and janitorial expenses			(136)
Property Development - higher service costs at 247 Cayuga and 485 Cayuga			16
All Other			17
			(54)
Metro Transit Fuel/Power - lower diesel, gasoline, CNG and rail traction costs			(128)
Utilities			
BNIA - lower electric and gas billings			(22)
NFIA - lower electric billings			(13)
All Other			(9)
			(44)
General Business/Other			
Metro - lower outside service costs, advertising and fare collection expenses			(23)
BNIA - lower outside service costs, training and general office expenses			(86)
Central Admin - lower technology and general office expenses			(110)
All Other			(11)
			(230)
All Other			(56)
			(650)
<b>NON-OPERATING/CAPITAL</b>	(3,050)	(2,408)	642
Capital			
Metro			98
NFIA			(36)
Transportation Centers			65
All Other			11
			138
Non-Operating			
Metro Interest Income			451
BNIA Operating Expense Reserve			48
All Other			5
			504
			642

**NFTA/METRO**  
**KEY ITEM REPORT**  
**SEPTEMBER 2023**

(\$000 Omitted)

<b><u>MONTH ACTUAL TO BUDGET</u></b>	<b>Sep 2023</b>	<b>Sep 2023</b>	<b><u>Variance</u></b>	<b><u>%</u></b>
	<b><u>Budget</u></b>	<b><u>Actual</u></b>		
<b>Operating Revenues</b>	10,475	10,559	84	0.8%
<b>Operating Assistance</b>	13,045	13,449	404	3.1%
<b>Total Oper. Revenues &amp; Assistance</b>	23,519	24,008	488	2.1%
Personnel Services	14,350	14,213	(137)	-1.0%
Maintenance & Repairs	1,820	1,766	(54)	-3.0%
Transit Fuel/Power	557	428	(128)	-23.1%
Utilities	447	403	(44)	-9.9%
Insurance & Injuries	557	704	147	26.4%
Safety & Security	1,464	1,404	(60)	-4.1%
General Business/Other	3,195	2,965	(230)	-7.2%
Other	(2,902)	(3,045)	(143)	-4.9%
<b>Total Operating Expenses</b>	19,487	18,837	(650)	-3.3%
<b>Operating Income/(Loss)</b>	<b>4,032</b>	<b>5,170</b>	<b>1,138</b>	<b>28.2%</b>
<b>Non-Operating/Capital</b>	(3,050)	(2,408)	642	21.1%
<b>Net Surplus/(Deficit)</b>	982	2,763	1,780	181.2%

NFTA/METRO YEAR TO DATE SEPTEMBER 2023 PERFORMANCE  
(\$000's)

	BUDGET	ACTUAL	VARIANCE
<b>NET SURPLUS/(DEFICIT)</b>	3,941	11,892	7,950
Revenues and Operating Assistance			2,167
Expenses			5,328
Non-Operating/Capital			455
			7,950
<b>OPER REVENUES &amp; ASST</b>	134,952	137,119	2,167
Metro Passenger Fares			1,546
BNIA Airport Fees & Services - lower compensatory billings based on decreased direct expenses			(872)
BNIA Concessions/Commissions - lower parking lot/ramp, auto rental and food/retail revenues			(619)
Mortgage Tax			(421)
State - STOA - New York State enacted budget higher than Executive budget			2,547
All Other			(16)
			2,167
<b>TOTAL OPERATING EXPENSES</b>	118,996	113,668	(5,328)
Personnel Services			
Metro - vacancies and lower fringe costs, partially offset by higher overtime, instruction and student operator labor			(1,455)
BNIA - vacancies and lower fringe costs			(58)
NFIA - vacancies and lower fringe costs			(170)
Central Admin - vacancies and lower fringe costs			(970)
All Other			(60)
			(2,714)
Metro Transit Fuel/Power - lower diesel, gasoline, CNG and rail traction costs			(1,102)
Utilities			
Metro - lower electric, gas and water billings			(313)
BNIA - lower electric, gas and water billings			(156)
NFIA - lower electric, gas and water billings			(77)
Transportation Centers - lower electric and gas billings			(50)
All Other			(58)
			(654)
General Business/Other			
Metro - lower outside service costs, rent, advertising, training and fare collection expenses			(673)
BNIA - lower outside/professional service costs, advertising and general office expenses			(460)
Central Admin - higher outside service costs, technology and general office expenses			792
All Other			(59)
			(399)
Costs Transferred to Capital Projects			
BNIA - higher than anticipated costs allocated to runway project			(374)
All Other			15
			(359)
All Other			(100)
			(5,328)
<b>NON-OPERATING/CAPITAL</b>	(12,014)	(11,559)	455
Capital			
Metro			(600)
BNIA			(366)
Property Development			(438)
Central Admin			(100)
All Other			11
			(1,493)
Non-Operating			
Metro Interest Income			1,654
BNIA Operating Expense Reserve			289
All Other			5
			1,948
			455

**NFTA/METRO**  
**KEY ITEM REPORT**  
**SEPTEMBER YTD 2023**

(\$000 Omitted)

<b><u>YTD ACTUAL TO BUDGET</u></b>	<b>Sep 2023</b>	<b>Sep 2023</b>	<b><u>Variance</u></b>	<b><u>%</u></b>
	<b><u>YTD Budget</u></b>	<b><u>YTD Actual</u></b>		
<b>Operating Revenues</b>	59,275	59,102	(173)	-0.3%
<b>Operating Assistance</b>	75,677	78,018	2,340	3.1%
<b>Total Oper. Revenues &amp; Assistance</b>	134,952	137,119	2,167	1.6%
Personnel Services	88,360	85,646	(2,714)	-3.1%
Maintenance & Repairs	10,551	10,519	(32)	-0.3%
Transit Fuel/Power	3,366	2,264	(1,102)	-32.7%
Utilities	2,829	2,174	(654)	-23.1%
Insurance & Injuries	3,341	3,310	(31)	-0.9%
Safety & Security	8,665	8,558	(107)	-1.2%
General Business/Other	19,367	18,968	(399)	-2.1%
Other	(17,483)	(17,771)	(288)	-1.6%
<b>Total Operating Expenses</b>	118,996	113,668	(5,328)	-4.5%
<b>Operating Income/(Loss)</b>	<b>15,956</b>	<b>23,451</b>	<b>7,495</b>	<b>47.0%</b>
<b>Non-Operating/Capital</b>	(12,014)	(11,559)	455	3.8%
<b>Net Surplus/(Deficit)</b>	3,941	11,892	7,950	201.7%

**NFTA/METRO**  
**BUSINESS CENTERS**  
**NET SURPLUS/(DEFICIT)**  
**SEPTEMBER YTD 2023**

(\$000 Omitted)

	<b>Sep 2023</b>	<b>Sep 2023</b>	<b><u>Variance</u></b>	<b><u>%</u></b>
	<b><u>YTD Budget</u></b>	<b><u>YTD Actual</u></b>		
NFTA				
BNIA	10,054	10,007	(47)	-0.5%
NFIA	(1,879)	(1,733)	145	7.7%
Transportation Centers	(1,075)	(806)	269	25.0%
Property Development	562	125	(437)	-77.8%
<b>NFTA Total</b>	7,663	7,593	(70)	-0.9%
<b>Metro</b>	(3,721)	4,299	8,020	215.5%
<b>NFTA/Metro</b>	3,941	11,892	7,950	201.7%

SEPTEMBER NFTA/METRO PERFORMANCE  
 FYE 2024 vs. FYE 2023  
 (\$000's)

	Sep 2022 Actual	Sep 2023 Actual	VARIANCE
<b>NET SURPLUS/(DEFICIT)</b>	1,294	2,763	1,469
Revenues and Operating Assistance			269
Expenses			(101)
Non-Operating/Capital			1,301
			1,469
<b>OPER REVENUES &amp; ASST</b>	23,739	24,008	269
Metro Passenger Fares			209
BNIA Airport Fees & Services - higher compensatory billings based on increased direct expenses			187
BNIA Rental Income - higher compensatory airline billings based on increased direct expenses			144
BNIA Concessions/Commissions - higher parking lot/ramp, auto rental and ride share revenues			524
State - STOA			890
Federal - FTA/FAA COVID Relief			(1,708)
All Other			23
			269
<b>TOTAL OPERATING EXPENSES</b>	18,737	18,837	101
Maintenance & Repairs			
Metro - higher non-revenue vehicle maintenance, facility and rail contract costs			162
BNIA - lower major repairs, material/supplies and building system control costs			(212)
NFIA - timing of annual pavement maintenance in FYE23			(232)
All Other			23
			(259)
Utilities			
BNIA - lower electric and gas billings			(53)
Transportation Centers - lower electric billings			(12)
All Other			5
			(60)
Insurance & Injuries			
Metro - higher claim loss reserve appropriations and insurance premiums			142
All Other			16
			158
General Business/Other			
Metro - higher outside service costs and fare collection expenses			226
BNIA - higher outside service costs (parking lot/ramp management fees)			22
All Other			(2)
			247
All Other			15
			101
<b>NON-OPERATING/CAPITAL</b>	(3,709)	(2,408)	1,301
Capital			
Metro			(987)
NFIA			(36)
Transportation Centers			(189)
Central Admin			(360)
All Other			18
			(1,554)
Non-Operating			
Metro Interest Income			576
Metro Reserves Funding			2,592
NFTA SIF/Other Reserve Funding			(353)
All Other			40
			2,855
			1,301

**NFTA/METRO**  
**KEY ITEM REPORT**  
**FYE 2024 vs. FYE 2023**  
**SEPTEMBER**

(\$000 Omitted)

<b><u>MONTH PRIOR YEAR COMPARISON</u></b>	<b>Sep 2022</b>	<b>Sep 2023</b>		
	<b><u>Actual</u></b>	<b><u>Actual</u></b>	<b><u>Variance</u></b>	<b><u>%</u></b>
<b>Operating Revenues</b>	9,309	10,559	1,250	13.4%
<b>Operating Assistance</b>	14,430	13,449	(981)	-6.8%
<b>Total Oper. Revenues &amp; Assistance</b>	23,739	24,008	269	1.1%
Personnel Services	13,841	14,213	372	2.7%
Maintenance & Repairs	2,025	1,766	(259)	-12.8%
Transit Fuel/Power	487	428	(59)	-12.1%
Utilities	462	403	(60)	-12.9%
Insurance & Injuries	546	704	158	28.9%
Safety & Security	1,310	1,404	94	7.2%
General Business/Other	2,718	2,965	247	9.1%
Other	(2,652)	(3,045)	(393)	-14.8%
<b>Total Operating Expenses</b>	18,737	18,837	101	0.5%
<b>Operating Income/(Loss)</b>	<b>5,002</b>	<b>5,170</b>	<b>168</b>	<b>3.4%</b>
<b>Non-Operating/Capital</b>	<b>(3,709)</b>	<b>(2,408)</b>	<b>1,301</b>	<b>35.1%</b>
<b>Net Surplus/(Deficit)</b>	<b>1,294</b>	<b>2,763</b>	<b>1,469</b>	<b>113.6%</b>

NFTA/METRO YEAR TO DATE SEPTEMBER PERFORMANCE  
 FYE 2024 vs. FYE 2023  
 (\$000's)

	Sep 2022 YTD Actual	Sep 2023 YTD Actual		VARIANCE
<b>NET SURPLUS/(DEFICIT)</b>	9,809	11,892		2,083
Revenues and Operating Assistance				(8,639)
Expenses				(909)
Non-Operating/Capital				11,632
				2,083
<b>OPER REVENUES &amp; ASST</b>	145,758	137,119		(8,639)
Metro Passenger Fares				1,013
BNIA Airport Fees & Services - higher compensatory billings based on increased direct expenses				826
BNIA Rental Income - higher compensatory airline billings based on increased direct expenses				1,043
BNIA Concessions/Commissions - increased parking lot/ramp, auto rental, ride share and food/meals revenues				2,295
Eric County Sales Tax				455
Mortgage Tax				(1,952)
State - STOA				5,342
Federal - FTA/FAA COVID Relief				(17,749)
All Other				89
				(8,639)
<b>TOTAL OPERATING EXPENSES</b>	112,759	113,668		909
Maintenance & Repairs				
Metro - higher revenue vehicle maintenance costs, environmental and rail contract costs			406	
BNIA - lower baggage maintenance, major repairs and terminal electrical supplies			(333)	
Property Development - higher service costs at 485 Cayuga			180	
All Other			35	289
Metro Transit Fuel/Power - lower diesel, gasoline, CNG and rail traction costs				(1,035)
Utilities				
Metro - lower electric and gas billings			(180)	
BNIA - lower electric and gas billings			(359)	
Transportation Centers - lower electric billings			(64)	
Property Development - lower electric and gas billings at 247 Cayuga and 485 Cayuga			(70)	
All Other			(55)	(728)
Insurance & Injuries				
Metro - higher insurance premiums, partially offset by lower claim loss reserve appropriations			44	
BNIA - higher insurance premiums			85	
NFIA - higher insurance premiums			48	
All Other			5	182
General Business/Other				
Metro - higher outside service costs, fare collection and general office expenses			671	
BNIA - higher outside service costs (parking lot/ramp management fees) and general office expenses			236	
Central Admin - timing of MIS/technology expenses and contracts in FYE24 and higher outside service costs and general office expenses			1,235	
All Other			(6)	2,137
All Other				65
				909
<b>NON-OPERATING/CAPITAL</b>	(23,191)	(11,559)		11,632
Capital				
Metro			(2,870)	
BNIA			(727)	
Transportation Centers			(208)	
Property Development			(480)	
Central Admin			(420)	
All Other			(5)	(4,710)
Non-Operating				
Metro Interest Income			2,604	
Metro Reserves Funding			15,553	
BNIA Net Bond Debt Service			94	
BNIA Operating Expense Reserve			96	
Debt Service - Noresco			105	
NFTA SIF/Other Reserve Funding			(2,115)	
All Other			5	16,342
				11,632

**NFTA/METRO**  
**KEY ITEM REPORT**  
**FYE 2024 vs. FYE 2023**  
**SEPTEMBER YTD**

(\$000 Omitted)

	<b>Sep 2022</b>	<b>Sep 2023</b>		
	<b>Prior</b>	<b>Current</b>		
<b><u>YTD PRIOR YEAR COMPARISON</u></b>	<b><u>YTD Actual</u></b>	<b><u>YTD Actual</u></b>	<b><u>Variance</u></b>	<b><u>%</u></b>
<b>Operating Revenues</b>	54,032	59,102	5,069	9.4%
<b>Operating Assistance</b>	91,726	78,018	(13,709)	-14.9%
<b>Total Oper. Revenues &amp; Assistance</b>	145,758	137,119	(8,639)	-5.9%
Personnel Services	84,885	85,646	761	0.9%
Maintenance & Repairs	10,230	10,519	289	2.8%
Transit Fuel/Power	3,299	2,264	(1,035)	-31.4%
Utilities	2,903	2,174	(728)	-25.1%
Insurance & Injuries	3,127	3,310	182	5.8%
Safety & Security	7,921	8,558	637	8.0%
General Business/Other	16,831	18,968	2,137	12.7%
Other	(16,437)	(17,771)	(1,334)	-8.1%
<b>Total Operating Expenses</b>	112,759	113,668	909	0.8%
<b>Operating Income/(Loss)</b>	<b>32,999</b>	<b>23,451</b>	<b>(9,548)</b>	<b>-28.9%</b>
<b>Non-Operating/Capital</b>	(23,191)	(11,559)	11,632	50.2%
<b>Net Surplus/(Deficit)</b>	9,809	11,892	2,083	21.2%

**SURFACE TRANSPORTATION GROUP**

**METRO**

**KEY ITEM REPORT**

**SEPTEMBER 2023**

(\$000 Omitted)

	<b>Sep 2023</b>	<b>Sep 2023</b>		
<b><u>MONTH ACTUAL TO BUDGET</u></b>	<b><u>Budget</u></b>	<b><u>Actual</u></b>	<b><u>Variance</u></b>	<b><u>%</u></b>
<b>Operating Revenues</b>	2,450	2,851	401	16.4%
<b>Operating Assistance</b>	12,116	12,548	432	3.6%
<b>Total Oper. Revenues &amp; Assistance</b>	14,566	15,399	833	5.7%
Personnel Services	8,816	8,616	(201)	-2.3%
Maintenance & Repairs	800	848	48	6.0%
Transit Fuel/Power	557	428	(128)	-23.1%
Utilities	164	168	5	2.9%
Insurance & Injuries	430	564	134	31.3%
Safety & Security	579	583	4	0.7%
General Business/Other	1,762	1,738	(23)	-1.3%
Administrative Cost Reallocation	808	709	(98)	-12.2%
Other	(18)	(17)	1	6.4%
<b>Total Operating Expenses</b>	13,897	13,639	(258)	-1.9%
<b>Operating Income/(Loss)</b>	<b>669</b>	<b>1,760</b>	<b>1,092</b>	<b>163.2%</b>
<b>Non-Operating/Capital</b>	<b>(796)</b>	<b>(270)</b>	<b>527</b>	<b>66.1%</b>
<b>Net Surplus/(Deficit)</b>	<b>(127)</b>	<b>1,491</b>	<b>1,618</b>	<b>1269.7%</b>

	<b>Sep 2023</b>	<b>Sep 2023</b>		
<b><u>YTD ACTUAL TO BUDGET</u></b>	<b><u>YTD Budget</u></b>	<b><u>YTD Actual</u></b>	<b><u>Variance</u></b>	<b><u>%</u></b>
<b>Operating Revenues</b>	11,876	13,424	1,548	13.0%
<b>Operating Assistance</b>	70,105	72,546	2,441	3.5%
<b>Total Oper. Revenues &amp; Assistance</b>	81,982	85,970	3,988	4.9%
Personnel Services	54,595	53,140	(1,455)	-2.7%
Maintenance & Repairs	4,858	5,144	287	5.9%
Transit Fuel/Power	3,366	2,264	(1,102)	-32.7%
Utilities	1,057	744	(313)	-29.6%
Insurance & Injuries	2,579	2,530	(49)	-1.9%
Safety & Security	3,422	3,610	188	5.5%
General Business/Other	10,678	10,005	(673)	-6.3%
Administrative Cost Reallocation	5,130	5,138	9	0.2%
Other	(122)	(107)	15	12.0%
<b>Total Operating Expenses</b>	85,563	82,469	(3,094)	-3.6%
<b>Operating Income/(Loss)</b>	<b>(3,581)</b>	<b>3,501</b>	<b>7,082</b>	<b>197.8%</b>
<b>Non-Operating/Capital</b>	<b>(140)</b>	<b>798</b>	<b>938</b>	<b>669.2%</b>
<b>Net Surplus/(Deficit)</b>	<b>(3,721)</b>	<b>4,299</b>	<b>8,020</b>	<b>215.5%</b>

**SURFACE TRANSPORTATION GROUP**

**METRO**

**KEY ITEM REPORT**  
**FYE 2024 vs. FYE 2023**

**SEPTEMBER 2023**

(\$000 Omitted)

<b><u>MONTH PRIOR YEAR COMPARISON</u></b>	Sep 2022	Sep 2023	<b><u>Variance</u></b>	<b><u>%</u></b>
	<b><u>Actual</u></b>	<b><u>Actual</u></b>		
<b>Operating Revenues</b>	2,549	2,851	302	11.8%
<b>Operating Assistance</b>	13,507	12,548	(959)	-7.1%
<b>Total Oper. Revenues &amp; Assistance</b>	16,056	15,399	(657)	-4.1%
Personnel Services	8,987	8,616	(371)	-4.1%
Maintenance & Repairs	687	848	162	23.6%
Transit Fuel/Power	487	428	(59)	-12.1%
Utilities	144	168	24	16.7%
Insurance & Injuries	422	564	142	33.6%
Safety & Security	495	583	88	17.8%
General Business/Other	1,512	1,738	226	14.9%
Administrative Cost Reallocation	646	709	63	9.7%
Other	(17)	(17)	(0)	-2.0%
<b>Total Operating Expenses</b>	13,364	13,639	274	2.1%
<b>Operating Income/(Loss)</b>	<b>2,692</b>	<b>1,760</b>	<b>(932)</b>	<b>-34.6%</b>
<b>Non-Operating/Capital</b>	<b>(2,288)</b>	<b>(270)</b>	<b>2,019</b>	<b>88.2%</b>
<b>Net Surplus/(Deficit)</b>	<b>404</b>	<b>1,491</b>	<b>1,087</b>	<b>269.4%</b>

<b><u>YTD PRIOR YEAR COMPARISON</u></b>	Sep 2022	Sep 2023	<b><u>Variance</u></b>	<b><u>%</u></b>
	<b><u>Prior</u></b>	<b><u>Current</u></b>		
	<b><u>YTD Actual</u></b>	<b><u>YTD Actual</u></b>		
<b>Operating Revenues</b>	12,610	13,424	814	6.5%
<b>Operating Assistance</b>	86,188	72,546	(13,642)	-15.8%
<b>Total Oper. Revenues &amp; Assistance</b>	98,798	85,970	(12,828)	-13.0%
Personnel Services	54,307	53,140	(1,167)	-2.1%
Maintenance & Repairs	4,739	5,144	406	8.6%
Transit Fuel/Power	3,299	2,264	(1,035)	-31.4%
Utilities	924	744	(180)	-19.5%
Insurance & Injuries	2,486	2,530	44	1.8%
Safety & Security	3,147	3,610	464	14.7%
General Business/Other	9,334	10,005	671	7.2%
Administrative Cost Reallocation	4,355	5,138	783	18.0%
Other	(104)	(107)	(3)	-2.7%
<b>Total Operating Expenses</b>	82,486	82,469	(17)	0.0%
<b>Operating Income/(Loss)</b>	<b>16,311</b>	<b>3,501</b>	<b>(12,810)</b>	<b>-78.5%</b>
<b>Non-Operating/Capital</b>	<b>(14,321)</b>	<b>798</b>	<b>15,119</b>	<b>105.6%</b>
<b>Net Surplus/(Deficit)</b>	<b>1,990</b>	<b>4,299</b>	<b>2,309</b>	<b>116.0%</b>

**AVIATION GROUP**  
**BNIA**  
**KEY ITEM REPORT**  
**SEPTEMBER 2023**

(\$000 Omitted)

<b><u>MONTH ACTUAL TO BUDGET</u></b>	Sep 2023	Sep 2023	<b><u>Variance</u></b>	<b><u>%</u></b>
	<b><u>Budget</u></b>	<b><u>Actual</u></b>		
<b>Operating Revenues</b>	7,374	7,066	(307)	-4.2%
<b>Operating Assistance</b>	869	869	0	0.0%
<b>Total Operating Revenues &amp; Assistance</b>	8,243	7,935	(307)	-3.7%
Personnel Services	1,322	1,470	148	11.2%
Maintenance & Repairs	866	730	(136)	-15.7%
Utilities	184	161	(22)	-12.2%
Insurance & Injuries	72	80	7	10.2%
Safety & Security	778	733	(45)	-5.7%
General Business/Other	619	533	(86)	-13.9%
Administrative Cost Reallocation	625	548	(76)	-12.2%
Other	(9)	(85)	(76)	-810.6%
<b>Total Operating Expenses</b>	4,457	4,170	(286)	-6.4%
<b>Operating Income/(Loss)</b>	<b>3,786</b>	<b>3,765</b>	<b>(21)</b>	<b>-0.6%</b>
<b>Non-Operating/Capital</b>	<b>(2,082)</b>	<b>(2,020)</b>	<b>62</b>	<b>3.0%</b>
<b>Net Surplus/(Deficit)</b>	<b>1,704</b>	<b>1,745</b>	<b>41</b>	<b>2.4%</b>

<b><u>YTD ACTUAL TO BUDGET</u></b>	Sep 2023	Sep 2023	<b><u>Variance</u></b>	<b><u>%</u></b>
	<b><u>YTD Budget</u></b>	<b><u>YTD Actual</u></b>		
<b>Operating Revenues</b>	43,270	41,600	(1,670)	-3.9%
<b>Operating Assistance</b>	5,214	5,214	0	0.0%
<b>Total Operating Revenues &amp; Assistance</b>	48,484	46,814	(1,670)	-3.4%
Personnel Services	8,054	7,996	(58)	-0.7%
Maintenance & Repairs	4,528	4,134	(394)	-8.7%
Utilities	1,144	988	(156)	-13.6%
Insurance & Injuries	433	442	9	2.1%
Safety & Security	4,609	4,319	(290)	-6.3%
General Business/Other	3,365	2,904	(460)	-13.7%
Administrative Cost Reallocation	3,966	3,973	7	0.2%
Other	(56)	(447)	(391)	-695.0%
<b>Total Operating Expenses</b>	26,043	24,309	(1,734)	-6.7%
<b>Operating Income/(Loss)</b>	<b>22,441</b>	<b>22,504</b>	<b>64</b>	<b>0.3%</b>
<b>Non-Operating/Capital</b>	<b>(12,386)</b>	<b>(12,497)</b>	<b>(111)</b>	<b>-0.9%</b>
<b>Net Surplus/(Deficit)</b>	<b>10,054</b>	<b>10,007</b>	<b>(47)</b>	<b>-0.5%</b>

**AVIATION GROUP**

**BNIA**

**KEY ITEM REPORT**

**FYE 2024 vs. FYE 2023**

**SEPTEMBER 2023**

(\$000 Omitted)

<b><u>MONTH PRIOR YEAR COMPARISON</u></b>	Sep 2022	Sep 2023	<b><u>Variance</u></b>	<b><u>%</u></b>
	<b><u>Actual</u></b>	<b><u>Actual</u></b>		
<b>Operating Revenues</b>	6,116	7,066	950	15.5%
<b>Operating Assistance</b>	877	869	(8)	-0.9%
<b>Total Operating Revenues &amp; Assistance</b>	6,994	7,935	942	13.5%
Personnel Services	1,180	1,470	290	24.6%
Maintenance & Repairs	942	730	(212)	-22.5%
Utilities	214	161	(53)	-24.6%
Insurance & Injuries	78	80	2	2.1%
Safety & Security	723	733	10	1.3%
General Business/Other	511	533	22	4.4%
Administrative Cost Reallocation	500	548	49	9.7%
Other	(4)	(85)	(81)	n/a
<b>Total Operating Expenses</b>	4,143	4,170	27	0.7%
<b>Operating Income/(Loss)</b>	<b>2,851</b>	<b>3,765</b>	<b>914</b>	<b>32.1%</b>
<b>Non-Operating/Capital</b>	<b>(1,547)</b>	<b>(2,020)</b>	<b>(474)</b>	<b>-30.6%</b>
<b>Net Surplus/(Deficit)</b>	<b>1,304</b>	<b>1,745</b>	<b>441</b>	<b>33.8%</b>

<b><u>YTD PRIOR YEAR COMPARISON</u></b>	Sep 2022	Sep 2023	<b><u>Variance</u></b>	<b><u>%</u></b>
	<b><u>Prior</u></b>	<b><u>Current</u></b>		
	<b><u>YTD Actual</u></b>	<b><u>YTD Actual</u></b>		
<b>Operating Revenues</b>	37,250	41,600	4,349	11.7%
<b>Operating Assistance</b>	5,264	5,214	(49)	-0.9%
<b>Total Operating Revenues &amp; Assistance</b>	42,514	46,814	4,300	10.1%
Personnel Services	7,462	7,996	534	7.2%
Maintenance & Repairs	4,467	4,134	(333)	-7.4%
Utilities	1,347	988	(359)	-26.6%
Insurance & Injuries	357	442	85	23.9%
Safety & Security	4,197	4,319	121	2.9%
General Business/Other	2,668	2,904	236	8.9%
Administrative Cost Reallocation	3,367	3,973	606	18.0%
Other	(16)	(447)	(431)	n/a
<b>Total Operating Expenses</b>	23,849	24,309	461	1.9%
<b>Operating Income/(Loss)</b>	<b>18,665</b>	<b>22,504</b>	<b>3,839</b>	<b>20.6%</b>
<b>Non-Operating/Capital</b>	<b>(9,297)</b>	<b>(12,497)</b>	<b>(3,200)</b>	<b>-34.4%</b>
<b>Net Surplus/(Deficit)</b>	<b>9,368</b>	<b>10,007</b>	<b>639</b>	<b>6.8%</b>

**AVIATION GROUP**  
**NFIA**  
**KEY ITEM REPORT**  
**SEPTEMBER 2023**

(\$000 Omitted)

<b><u>MONTH ACTUAL TO BUDGET</u></b>	<b>Sep 2023</b>	<b>Sep 2023</b>	<b><u>Variance</u></b>	<b><u>%</u></b>
	<b><u>Budget</u></b>	<b><u>Actual</u></b>		
<b>Operating Revenues &amp; Assistance</b>	128	104	(24)	-18.8%
Personnel Services	146	133	(13)	-9.2%
Maintenance & Repairs	75	83	8	10.8%
Utilities	30	17	(13)	-42.7%
Insurance & Injuries	19	27	8	41.9%
Safety & Security	30	19	(11)	-38.0%
General Business/Other	29	24	(5)	-18.0%
Administrative Cost Reallocation	143	125	(17)	-12.2%
Other	0	0	0	n/a
<b>Total Operating Expenses</b>	<b>472</b>	<b>428</b>	<b>(44)</b>	<b>-9.4%</b>
<b>Operating Income/(Loss)</b>	<b>(344)</b>	<b>(324)</b>	<b>20</b>	<b>5.9%</b>
<b>Non-Operating/Capital</b>	<b>28</b>	<b>(9)</b>	<b>(36)</b>	<b>-132.1%</b>
<b>Net Surplus/(Deficit)</b>	<b>(317)</b>	<b>(333)</b>	<b>(16)</b>	<b>-5.1%</b>

<b><u>YTD ACTUAL TO BUDGET</u></b>	<b>Sep 2023</b>	<b>Sep 2023</b>	<b><u>Variance</u></b>	<b><u>%</u></b>
	<b><u>YTD Budget</u></b>	<b><u>YTD Actual</u></b>		
<b>Operating Revenues &amp; Assistance</b>	933	811	(122)	-13.1%
Personnel Services	925	755	(170)	-18.4%
Maintenance & Repairs	623	566	(57)	-9.2%
Utilities	181	104	(77)	-42.6%
Insurance & Injuries	115	160	45	39.5%
Safety & Security	179	171	(8)	-4.2%
General Business/Other	200	154	(46)	-23.0%
Administrative Cost Reallocation	905	907	2	0.2%
Other	0	0	0	n/a
<b>Total Operating Expenses</b>	<b>3,128</b>	<b>2,817</b>	<b>(311)</b>	<b>-9.9%</b>
<b>Operating Income/(Loss)</b>	<b>(2,195)</b>	<b>(2,006)</b>	<b>189</b>	<b>8.6%</b>
<b>Non-Operating/Capital</b>	<b>316</b>	<b>272</b>	<b>(44)</b>	<b>-13.9%</b>
<b>Net Surplus/(Deficit)</b>	<b>(1,879)</b>	<b>(1,733)</b>	<b>145</b>	<b>7.7%</b>

**AVIATION GROUP**  
**NFLA**  
**KEY ITEM REPORT**  
**FYE 2024 vs. FYE 2023**  
**SEPTEMBER 2023**

(\$000 Omitted)

	Sep 2022	Sep 2023		
<b><u>MONTH PRIOR YEAR COMPARISON</u></b>	<b><u>Actual</u></b>	<b><u>Actual</u></b>	<b><u>Variance</u></b>	<b><u>%</u></b>
<b>Operating Revenues &amp; Assistance</b>	116	104	(13)	-10.8%
Personnel Services	125	133	8	6.5%
Maintenance & Repairs	315	83	(232)	-73.7%
Utilities	25	17	(8)	-31.7%
Insurance & Injuries	20	27	8	38.9%
Safety & Security	21	19	(3)	-12.5%
General Business/Other	23	24	1	4.9%
Administrative Cost Reallocation	114	125	11	9.7%
Other	0	0	0	n/a
<b>Total Operating Expenses</b>	<b>642</b>	<b>428</b>	<b>(215)</b>	<b>-33.4%</b>
<b>Operating Income/(Loss)</b>	<b>(526)</b>	<b>(324)</b>	<b>202</b>	<b>38.4%</b>
<b>Non-Operating/Capital</b>	<b>70</b>	<b>(9)</b>	<b>(79)</b>	<b>-112.6%</b>
<b>Net Surplus/(Deficit)</b>	<b>(456)</b>	<b>(333)</b>	<b>123</b>	<b>27.0%</b>

	Sep 2022	Sep 2023		
	<b><u>Prior</u></b>	<b><u>Current</u></b>		
<b><u>YTD PRIOR YEAR COMPARISON</u></b>	<b><u>YTD Actual</u></b>	<b><u>YTD Actual</u></b>	<b><u>Variance</u></b>	<b><u>%</u></b>
<b>Operating Revenues &amp; Assistance</b>	916	811	(105)	-11.5%
Personnel Services	847	755	(92)	-10.9%
Maintenance & Repairs	579	566	(13)	-2.2%
Utilities	152	104	(48)	-31.8%
Insurance & Injuries	112	160	48	42.4%
Safety & Security	203	171	(31)	-15.5%
General Business/Other	162	154	(8)	-4.7%
Administrative Cost Reallocation	768	907	138	18.0%
Other	(25)	0	25	100.0%
<b>Total Operating Expenses</b>	<b>2,799</b>	<b>2,817</b>	<b>18</b>	<b>0.6%</b>
<b>Operating Income/(Loss)</b>	<b>(1,883)</b>	<b>(2,006)</b>	<b>(123)</b>	<b>-6.5%</b>
<b>Non-Operating/Capital</b>	<b>401</b>	<b>272</b>	<b>(129)</b>	<b>-32.1%</b>
<b>Net Surplus/(Deficit)</b>	<b>(1,481)</b>	<b>(1,733)</b>	<b>(252)</b>	<b>-17.0%</b>

**FACILITIES & PROPERTIES GROUP**

**TRANSPORTATION CENTERS**

**KEY ITEM REPORT**

**SEPTEMBER 2023**

(\$000 Omitted)

<b><u>MONTH ACTUAL TO BUDGET</u></b>	Sep 2023	Sep 2023	<b><u>Variance</u></b>	<b><u>%</u></b>
	<b><u>Budget</u></b>	<b><u>Actual</u></b>		
<b>Operating Revenues</b>	203	198	(5)	-2.4%
Personnel Services	123	116	(7)	-5.7%
Maintenance & Repairs	20	32	12	61.5%
Utilities	34	26	(8)	-23.3%
Insurance & Injuries	7	6	(1)	-18.3%
Safety & Security	58	53	(5)	-9.1%
General Business/Other	5	1	(4)	-76.5%
Administrative Cost Reallocation	83	73	(10)	-12.2%
Other	(5)	(5)	(0)	-5.9%
<b>Total Operating Expenses</b>	327	303	(24)	-7.3%
<b>Operating Income/(Loss)</b>	<b>(124)</b>	<b>(105)</b>	<b>19</b>	<b>15.2%</b>
<b>Non-Operating/Capital</b>	<b>(253)</b>	<b>(162)</b>	<b>91</b>	<b>36.0%</b>
<b>Net Surplus/(Deficit)</b>	<b>(377)</b>	<b>(267)</b>	<b>110</b>	<b>29.1%</b>

<b><u>YTD ACTUAL TO BUDGET</u></b>	Sep 2023	Sep 2023	<b><u>Variance</u></b>	<b><u>%</u></b>
	<b><u>YTD Budget</u></b>	<b><u>YTD Actual</u></b>		
<b>Operating Revenues</b>	1,214	1,168	(46)	-3.7%
Personnel Services	782	715	(67)	-8.6%
Maintenance & Repairs	175	142	(34)	-19.2%
Utilities	202	152	(50)	-24.8%
Insurance & Injuries	44	32	(13)	-28.3%
Safety & Security	344	323	(21)	-6.2%
General Business/Other	21	9	(13)	-58.6%
Administrative Cost Reallocation	530	531	1	0.2%
Other	(30)	(29)	1	2.7%
<b>Total Operating Expenses</b>	2,069	1,874	(195)	-9.4%
<b>Operating Income/(Loss)</b>	<b>(855)</b>	<b>(705)</b>	<b>150</b>	<b>17.5%</b>
<b>Non-Operating/Capital</b>	<b>(220)</b>	<b>(101)</b>	<b>119</b>	<b>54.2%</b>
<b>Net Surplus/(Deficit)</b>	<b>(1,075)</b>	<b>(806)</b>	<b>269</b>	<b>25.0%</b>

**FACILITIES & PROPERTIES GROUP**

**TRANSPORTATION CENTERS**

**KEY ITEM REPORT**

**FYE 2024 vs. FYE 2023**

**SEPTEMBER 2023**

(\$000 Omitted)

	Sep 2022	Sep 2023		
<b><u>MONTH PRIOR YEAR COMPARISON</u></b>	<b><u>Actual</u></b>	<b><u>Actual</u></b>	<b><u>Variance</u></b>	<b><u>%</u></b>
<b>Operating Revenues</b>	213	198	(15)	-7.3%
Personnel Services	109	116	7	6.8%
Maintenance & Repairs	30	32	2	7.9%
Utilities	38	26	(12)	-30.9%
Insurance & Injuries	4	6	2	42.7%
Safety & Security	62	53	(9)	-15.0%
General Business/Other	4	1	(3)	-70.3%
Administrative Cost Reallocation	67	73	7	9.7%
Other	(5)	(5)	(1)	-10.9%
<b>Total Operating Expenses</b>	309	303	(6)	-2.1%
<b>Operating Income/(Loss)</b>	<b>(96)</b>	<b>(105)</b>	<b>(9)</b>	<b>-9.5%</b>
<b>Non-Operating/Capital</b>	23	(162)	(185)	-789.5%
<b>Net Surplus/(Deficit)</b>	<b>(73)</b>	<b>(267)</b>	<b>(194)</b>	<b>-268.0%</b>

	Sep 2022	Sep 2023		
	<b>Prior</b>	<b>Current</b>		
<b><u>YTD PRIOR YEAR COMPARISON</u></b>	<b><u>YTD Actual</u></b>	<b><u>YTD Actual</u></b>	<b><u>Variance</u></b>	<b><u>%</u></b>
<b>Operating Revenues</b>	1,318	1,168	(149)	-11.3%
Personnel Services	659	715	56	8.5%
Maintenance & Repairs	140	142	1	1.0%
Utilities	216	152	(64)	-29.7%
Insurance & Injuries	36	32	(4)	-12.1%
Safety & Security	308	323	15	4.8%
General Business/Other	12	9	(4)	-28.7%
Administrative Cost Reallocation	450	531	81	18.0%
Other	(29)	(29)	(1)	-1.8%
<b>Total Operating Expenses</b>	1,793	1,874	80	4.5%
<b>Operating Income/(Loss)</b>	<b>(476)</b>	<b>(705)</b>	<b>(229)</b>	<b>-48.2%</b>
<b>Non-Operating/Capital</b>	68	(101)	(169)	-247.2%
<b>Net Surplus/(Deficit)</b>	<b>(407)</b>	<b>(806)</b>	<b>(399)</b>	<b>-97.8%</b>

**FACILITIES & PROPERTIES GROUP**

**PROPERTY DEVELOPMENT**

**KEY ITEM REPORT**

**SEPTEMBER 2023**

(\$000 Omitted)

<b><u>MONTH ACTUAL TO BUDGET</u></b>	Sep 2023	Sep 2023	<b><u>Variance</u></b>	<b><u>%</u></b>
	<b><u>Budget</u></b>	<b><u>Actual</u></b>		
<b>Operating Revenues</b>	321	341	19	6.0%
Personnel Services	29	30	1	4.3%
Maintenance & Repairs	19	36	16	83.8%
Utilities	30	26	(4)	-12.7%
Insurance & Injuries	11	12	1	7.4%
Safety & Security	0	0	0	n/a
General Business/Other	11	9	(2)	-17.5%
Administrative Cost Reallocation	176	154	(21)	-12.2%
Other	0	0	0	n/a
<b>Total Operating Expenses</b>	<b>275</b>	<b>267</b>	<b>(9)</b>	<b>-3.2%</b>
<b>Operating Income/(Loss)</b>	<b>46</b>	<b>74</b>	<b>28</b>	<b>61.0%</b>
<b>Non-Operating/Capital</b>	<b>53</b>	<b>53</b>	<b>(0)</b>	<b>-0.6%</b>
<b>Net Surplus/(Deficit)</b>	<b>99</b>	<b>127</b>	<b>28</b>	<b>27.9%</b>

<b><u>YTD ACTUAL TO BUDGET</u></b>	Sep 2023	Sep 2023	<b><u>Variance</u></b>	<b><u>%</u></b>
	<b><u>YTD Budget</u></b>	<b><u>YTD Actual</u></b>		
<b>Operating Revenues</b>	1,982	2,098	116	5.9%
Personnel Services	179	186	7	3.7%
Maintenance & Repairs	215	360	145	67.4%
Utilities	202	154	(48)	-23.8%
Insurance & Injuries	65	66	1	1.1%
Safety & Security	0	0	0	n/a
General Business/Other	57	57	0	0.2%
Administrative Cost Reallocation	1,117	1,119	2	0.2%
Other	0	0	0	n/a
<b>Total Operating Expenses</b>	<b>1,835</b>	<b>1,942</b>	<b>106</b>	<b>5.8%</b>
<b>Operating Income/(Loss)</b>	<b>147</b>	<b>157</b>	<b>10</b>	<b>6.9%</b>
<b>Non-Operating/Capital</b>	<b>416</b>	<b>(32)</b>	<b>(448)</b>	<b>-107.7%</b>
<b>Net Surplus/(Deficit)</b>	<b>562</b>	<b>125</b>	<b>(437)</b>	<b>-77.8%</b>

**FACILITIES & PROPERTIES GROUP**

**PROPERTY DEVELOPMENT**

**KEY ITEM REPORT**

**FYE 2024 vs. FYE 2023**

**SEPTEMBER 2023**

(\$000 Omitted)

<b><u>MONTH PRIOR YEAR COMPARISON</u></b>	Sep 2022	Sep 2023	<b><u>Variance</u></b>	<b><u>%</u></b>
	<b><u>Actual</u></b>	<b><u>Actual</u></b>		
<b>Operating Revenues</b>	314	341	26	8.4%
Personnel Services	17	30	13	77.0%
Maintenance & Repairs	22	36	14	65.5%
Utilities	36	26	(10)	-27.6%
Insurance & Injuries	8	12	4	45.4%
Safety & Security	0	0	0	n/a
General Business/Other	9	9	(1)	-7.7%
Administrative Cost Reallocation	141	154	14	9.7%
Other	0	0	0	n/a
<b>Total Operating Expenses</b>	232	267	34	14.6%
<b>Operating Income/(Loss)</b>	<b>82</b>	<b>74</b>	<b>(8)</b>	<b>-9.3%</b>
<b>Non-Operating/Capital</b>	33	53	20	62.7%
<b>Net Surplus/(Deficit)</b>	114	127	13	11.2%

<b><u>YTD PRIOR YEAR COMPARISON</u></b>	Sep 2022	Sep 2023	<b><u>Variance</u></b>	<b><u>%</u></b>
	<b><u>Prior YTD Actual</u></b>	<b><u>Current YTD Actual</u></b>		
<b>Operating Revenues</b>	1,938	2,098	161	8.3%
Personnel Services	107	186	78	73.1%
Maintenance & Repairs	180	360	180	100.1%
Utilities	224	154	(70)	-31.3%
Insurance & Injuries	44	66	21	47.8%
Safety & Security	0	0	0	n/a
General Business/Other	52	57	6	10.8%
Administrative Cost Reallocation	948	1,119	171	18.0%
Other	0	0	0	n/a
<b>Total Operating Expenses</b>	1,556	1,942	386	24.8%
<b>Operating Income/(Loss)</b>	<b>382</b>	<b>157</b>	<b>(225)</b>	<b>-58.9%</b>
<b>Non-Operating/Capital</b>	(42)	(32)	10	24.6%
<b>Net Surplus/(Deficit)</b>	339	125	(215)	-63.2%

## FYE 24 CAPITAL REPORT

	FYE 24 BUDGET	2nd QTR BUDGET	2nd QTR ACTUAL	VARIANCE
METRO BUS/EXEC	\$108,211,137	\$8,707,552	\$9,252,238	\$544,686
METRO RAIL	<u>\$74,003,226</u>	<u>\$7,542,936</u>	<u>\$8,293,620</u>	<u>\$750,684</u>
<b>TOTAL METRO</b>	<b>\$182,214,363</b>	<b>\$16,250,488</b>	<b>\$17,545,858</b>	<b>\$1,295,370</b>
BNIA	\$119,106,492	\$21,748,986	\$22,358,029	\$609,043
NFIA	\$1,579,978	\$122,471	\$193,370	\$70,899
TRANSPO CENTERS	\$6,783,457	\$538,967	\$1,463,148	\$924,181
PROPERTY MGMT	\$965,000	\$98,115	\$536,138	\$438,023
CENTRAL ADMIN	<u>\$6,626,300</u>	<u>\$1,249,940</u>	<u>\$2,022,877</u>	<u>\$772,937</u>
<b>TOTAL NFTA</b>	<b><u>\$135,061,227</u></b>	<b><u>\$23,758,479</u></b>	<b><u>\$26,573,562</u></b>	<b><u>\$2,815,083</u></b>
<b>GRAND TOTAL</b>	<b>\$317,275,590</b>	<b>\$40,008,967</b>	<b>\$44,119,420</b>	<b>\$4,110,453</b>

**Metro Bus** - The following project and equipment purchases were budgeted last fiscal year but will be completed this fiscal year: Fare Collection System Upgrade, Non-Revenue Vehicle (Tow Truck), and 10 Electric Buses (1st order). The PAL Comprehensive Study was not included in the FYE24 budget but is fully funded.

**Metro Rail** - The following projects and equipment purchases were budgeted last fiscal year but will be completed this fiscal year: Fare Collection System Upgrade, Track Switch Parts & Hardware, LRV Mid-life Rebuild, and Fastener & Pad Replacement Phase XI (Design). The Railcar Present/Lift/Upgrade was budgeted last fiscal year and is ongoing.

**BNIA** - The following projects and equipment purchases were budgeted last fiscal year but will be completed this fiscal year: 175 Aero Backup Power, Tool Cat Multi-purpose, High Speed Diverter Paddles - Baggage System, Wheeled Skid Loader, ARFF Jaws of Life, Aircraft Deicing Containment Facility Expansion, TAP - Side by Side Four Wheeled Vehicle, and Fuel Farm Pump.

**NFIA** - The following projects were budgeted last fiscal year but will be completed this fiscal year: PFC Program Planning & Administration FY16, R/W 10L Obstruction Removal (Final Design), Parking Lot LED Lighting Upgrade, and Parallel T/W Program Environmental Assessment.

**Transportation Centers** - The Replacement of MTC Tower Windows and AHU #7 Replacement projects were budgeted last fiscal year but will be completed this fiscal year. The Rail Facilities project, Exterior Rehab Phase II, was budgeted last fiscal year and will be completed this fiscal year. The Rail Facilities projects, Escalator Replacement Year 5, Panel Liner Rehab Phase III, and Elevator Controller Replacement were budgeted last fiscal year but will be completed next fiscal year.

**Central Administration** - The MIS project, Ellipse Upgrade Phase II, was budgeted last fiscal year but will be completed this fiscal year. The Government Affairs project, ITS4US Phase II & III, and the TAP Replacement Chief Vehicle purchase were not included in the FYE24 budget but are both fully funded.

**FYE24 BUDGET  
2nd QUARTER**

**2-1237 METRO BUS TOD PLANNING ROUND 2**

The Transit Oriented Development (TOD) Planning process will improve opportunities for Metro Rail expansion funding, significantly enhance TOD opportunities in the Metro Rail expansion project corridor, and over time, measure the progress of these goals.

<b>TOTAL PROJECT</b>	<b>TOTAL PROJECT</b>	<b>FYE 24</b>	<b>2nd QUARTER</b>	<b>2nd QUARTER</b>
<b><u>BUDGET</u></b>	<b><u>ACTUAL</u></b>	<b><u>BUDGET</u></b>	<b><u>BUDGET</u></b>	<b><u>ACTUAL</u></b>
\$972,429	\$819,435	\$198,612	\$132,010	\$132,010
<b><u>PROJECT TIMING</u></b>		<b><u>STATUS</u></b>	<b><u>FUNDING</u></b>	
Implementation	Nov-19	Ongoing	FTA, NYSDOT, 88C	
Completion	Mar-24		GBNRTC	

**2-3406 METRO BUS FARE COLLECTION SYSTEM UPGRADE**

The objective of this project is to replace the fare collection system throughout the NFTA Metro bus system. It includes the replacement of fare boxes on 307 metro buses and 74 paratransit vehicles, replacement of the cash box vault system at the (3) bus garages, replacement of the fare collection computer workstations and associated IT infrastructure, and the issuance of the new smart card fare media.

<b>TOTAL PROJECT</b>	<b>TOTAL PROJECT</b>	<b>FYE 24</b>	<b>2nd QUARTER</b>	<b>2nd QUARTER</b>
<b><u>BUDGET</u></b>	<b><u>ACTUAL</u></b>	<b><u>BUDGET</u></b>	<b><u>BUDGET</u></b>	<b><u>ACTUAL</u></b>
\$14,694,538	\$13,489,678	\$200,000	\$200,000	\$352,916
<b><u>PROJECT TIMING</u></b>		<b><u>STATUS</u></b>	<b><u>FUNDING</u></b>	
Implementation	Aug-12	Ongoing	FTA, NYSDOT, NFTA, MRF	
Completion	Mar-24		FTA Restricted, ATC, MEP	

**2-3409 METRO BUS NIAGARA ST CORRIDOR PROJECT**

The purpose of this project is to create a comprehensive urban transit corridor in the City of Buffalo that will improve NFTA bus service delivery, advance the FTA's livability standards, and act as a model for future corridors in the NFTA service area and throughout the United States.

<b>TOTAL PROJECT</b>	<b>TOTAL PROJECT</b>	<b>FYE 24</b>	<b>2nd QUARTER</b>	<b>2nd QUARTER</b>
<b><u>BUDGET</u></b>	<b><u>ACTUAL</u></b>	<b><u>BUDGET</u></b>	<b><u>BUDGET</u></b>	<b><u>ACTUAL</u></b>
\$2,961,096	\$2,581,851	\$0	\$0	\$5,789
<b><u>PROJECT TIMING</u></b>		<b><u>STATUS</u></b>	<b><u>FUNDING</u></b>	
Implementation	Jun-12	Complete	FTA, NYSDOT, MRF	
Completion	Sep-23		NFTA	

**2-3492 METRO BUS BUS FACILITY REHAB**

This project will repair existing masonry walls, install a protective coating on the Cold Spring bus garage, rehabilitate the exterior walls and roofing of the storage building, and replace exterior doors and frames.

<b>TOTAL PROJECT</b>	<b>TOTAL PROJECT</b>	<b>FYE 24</b>	<b>2nd QUARTER</b>	<b>2nd QUARTER</b>
<b><u>BUDGET</u></b>	<b><u>ACTUAL</u></b>	<b><u>BUDGET</u></b>	<b><u>BUDGET</u></b>	<b><u>ACTUAL</u></b>
\$1,965,180	\$1,316,862	\$550,000	\$188,880	\$188,880
<b><u>PROJECT TIMING</u></b>		<b><u>STATUS</u></b>	<b><u>FUNDING</u></b>	
Implementation	Dec-17	Ongoing	FTA, NYSDOT, NFTA,	
Completion	Dec-23		ATC, MEP, 88C	

**FYE24 BUDGET  
2nd QUARTER**

**2-3493 METRO BUS METRO TRANSIT EXPANSION**

This project includes an environmental review and associated engineering design services for LRRT extension.

<b>TOTAL PROJECT <u>BUDGET</u></b>	<b>TOTAL PROJECT <u>ACTUAL</u></b>	<b>FYE 24 <u>BUDGET</u></b>	<b>2nd QUARTER <u>BUDGET</u></b>	<b>2nd QUARTER <u>ACTUAL</u></b>
\$331,347,876	\$7,492,595	\$7,000,000	\$1,567,040	\$1,567,040
<b><u>PROJECT TIMING</u></b>		<b><u>STATUS</u></b>	<b><u>FUNDING</u></b>	
Implementation	Mar-18	Ongoing	ESD, Future NYSDOT, NYSDOT	
Completion	Continuous		SRC, NFTA	

**2-3498 METRO BUS VERTICAL STOR UNITS (BABCOCK/COLD SPR)**

Storage units will allow for a more efficient workplace by placing inventory in an area that is easily accessible and more readily utilized.

<b>TOTAL PROJECT <u>BUDGET</u></b>	<b>TOTAL PROJECT <u>ACTUAL</u></b>	<b>FYE 24 <u>BUDGET</u></b>	<b>2nd QUARTER <u>BUDGET</u></b>	<b>2nd QUARTER <u>ACTUAL</u></b>
\$335,000	\$330,958	\$250,000	\$245,958	\$245,958
<b><u>PROJECT TIMING</u></b>		<b><u>STATUS</u></b>	<b><u>FUNDING</u></b>	
Implementation	Aug-22	Ongoing	NFTA	
Completion	Mar-24			

**2-3521 METRO EXEC NON-REVENUE VEHICLES (TOW TRUCK)**

This is for the purchase of a medium duty tow truck for Paratransit and a heavy duty tow truck for transit buses.

<b>TOTAL PROJECT <u>BUDGET</u></b>	<b>TOTAL PROJECT <u>ACTUAL</u></b>	<b>FYE 24 <u>BUDGET</u></b>	<b>2nd QUARTER <u>BUDGET</u></b>	<b>2nd QUARTER <u>ACTUAL</u></b>
\$2,700,000	\$571,921	\$0	\$0	\$172,869
<b><u>PROJECT TIMING</u></b>		<b><u>STATUS</u></b>	<b><u>FUNDING</u></b>	
Implementation	Sep-20	Ongoing	ATC	
Completion	Continuous			

**2-3526 METRO BUS 10 ELECTRIC BUSES (1ST ORDER)**

This project is for the purchase of ten electric buses and is the first order of this ongoing project.

<b>TOTAL PROJECT <u>BUDGET</u></b>	<b>TOTAL PROJECT <u>ACTUAL</u></b>	<b>FYE 24 <u>BUDGET</u></b>	<b>2nd QUARTER <u>BUDGET</u></b>	<b>2nd QUARTER <u>ACTUAL</u></b>
\$10,209,511	\$10,134,247	\$0	\$0	\$48,955
<b><u>PROJECT TIMING</u></b>		<b><u>STATUS</u></b>	<b><u>FUNDING</u></b>	
Implementation	Mar-21	Ongoing	CMAQ, VW Settlement/NYSERDA,	
Completion	Continuous		NFTA	

**FYE24 BUDGET  
2nd QUARTER**

**2-3528 METRO BUS FREEDOM WALL WALK CLOSED**

The project objective is to improve the sidewalk area along the Freedom Wall at the corner of Michigan and Ferry streets to create a "Freedom Wall Walk".

<b><u>TOTAL PROJECT BUDGET</u></b>	<b><u>TOTAL PROJECT ACTUAL</u></b>	<b><u>FYE 24 BUDGET</u></b>	<b><u>2nd QUARTER BUDGET</u></b>	<b><u>2nd QUARTER ACTUAL</u></b>
\$842,000	\$859,131	\$0	\$0	\$733
<b><u>PROJECT TIMING</u></b>		<b><u>STATUS</u></b>	<b><u>FUNDING</u></b>	
Implementation	Feb-21	Closed	SAM, MRF	
Completion	Apr-23			

**2-3529 METRO BUS ACQUIRE MISC SUPPORT EQUIP**

This project is for the replacement of various equipment.

<b><u>TOTAL PROJECT BUDGET</u></b>	<b><u>TOTAL PROJECT ACTUAL</u></b>	<b><u>FYE 24 BUDGET</u></b>	<b><u>2nd QUARTER BUDGET</u></b>	<b><u>2nd QUARTER ACTUAL</u></b>
\$2,490,874	\$365,379	\$350,000	\$206,304	\$206,304
<b><u>PROJECT TIMING</u></b>		<b><u>STATUS</u></b>	<b><u>FUNDING</u></b>	
Implementation	Mar-21	Ongoing	NFTA	
Completion	Continuous			

**2-3533 METRO BUS SHORT RANGE PLANNING PROJECTS**

This project includes various elements regarding planning software access as well as consultant services to assist Metro Planning with their annual plan and associated initiatives.

<b><u>TOTAL PROJECT BUDGET</u></b>	<b><u>TOTAL PROJECT ACTUAL</u></b>	<b><u>FYE 24 BUDGET</u></b>	<b><u>2nd QUARTER BUDGET</u></b>	<b><u>2nd QUARTER ACTUAL</u></b>
\$1,335,000	\$199,950	\$175,000	\$61,749	\$61,749
<b><u>PROJECT TIMING</u></b>		<b><u>STATUS</u></b>	<b><u>FUNDING</u></b>	
Implementation	May-21	Ongoing	NFTA	
Completion	Continuous			

**2-3534 METRO BUS BUS GARAGE ROOF ASSESSMENT**

The purpose of this project is to assess the State of Good Repair (SOGR) of the roofs at each Metro bus garage in order to prioritize and plan future capital projects.

<b><u>TOTAL PROJECT BUDGET</u></b>	<b><u>TOTAL PROJECT ACTUAL</u></b>	<b><u>FYE 24 BUDGET</u></b>	<b><u>2nd QUARTER BUDGET</u></b>	<b><u>2nd QUARTER ACTUAL</u></b>
\$24,007,079	\$92,870	\$236,174	\$12,788	\$12,788
<b><u>PROJECT TIMING</u></b>		<b><u>STATUS</u></b>	<b><u>FUNDING</u></b>	
Implementation	Jun-21	Ongoing	NFTA	
Completion	Continuous			

**FYE24 BUDGET  
2nd QUARTER**

**2-3538 METRO BUS BEB CHARGING INFRASTRUCTURE**

This project will upgrade Metro's facilities with charging infrastructure needed to support the charging operations of battery-electric buses.

<b>TOTAL PROJECT</b>	<b>TOTAL PROJECT</b>	<b>FYE 24</b>	<b>2nd QUARTER</b>	<b>2nd QUARTER</b>
<b><u>BUDGET</u></b>	<b><u>ACTUAL</u></b>	<b><u>BUDGET</u></b>	<b><u>BUDGET</u></b>	<b><u>ACTUAL</u></b>
\$13,094,188	\$6,226,790	\$4,926,384	\$1,453,243	\$1,453,243
<b><u>PROJECT TIMING</u></b>		<b><u>STATUS</u></b>	<b><u>FUNDING</u></b>	
Implementation	Feb-22	Ongoing	FTA, MEP, VWA,	
Completion	Mar-24		Utility Funding, NFTA	

**2-3540 METRO BUS FACILITY IMPROVEMENTS**

This project entails facility upgrades and furniture procurements at Metro locations.

<b>TOTAL PROJECT</b>	<b>TOTAL PROJECT</b>	<b>FYE 24</b>	<b>2nd QUARTER</b>	<b>2nd QUARTER</b>
<b><u>BUDGET</u></b>	<b><u>ACTUAL</u></b>	<b><u>BUDGET</u></b>	<b><u>BUDGET</u></b>	<b><u>ACTUAL</u></b>
\$850,000	\$92,833	\$700,000	\$16,882	\$16,882
<b><u>PROJECT TIMING</u></b>		<b><u>STATUS</u></b>	<b><u>FUNDING</u></b>	
Implementation	Feb-22	Ongoing	MRF	
Completion	Mar-24			

**2-3547 METRO BUS UNIV STN BUS LOOP REHAB**

The project objective is to reconstruct the existing bus loop at University Station which includes widening the pavement to accommodate larger buses.

<b>TOTAL PROJECT</b>	<b>TOTAL PROJECT</b>	<b>FYE 24</b>	<b>2nd QUARTER</b>	<b>2nd QUARTER</b>
<b><u>BUDGET</u></b>	<b><u>ACTUAL</u></b>	<b><u>BUDGET</u></b>	<b><u>BUDGET</u></b>	<b><u>ACTUAL</u></b>
\$1,805,000	\$846,047	\$1,650,000	\$763,415	\$763,415
<b><u>PROJECT TIMING</u></b>		<b><u>STATUS</u></b>	<b><u>FUNDING</u></b>	
Implementation	Aug-22	Ongoing	NFTA	
Completion	Dec-23			

**2-3548 METRO BUS ASPHALT PVMNT REHAB FACIL & LOOPS**

This project will address operational safety concerns at various Metro locations within the Metro parking and roadway infrastructure.

<b>TOTAL PROJECT</b>	<b>TOTAL PROJECT</b>	<b>FYE 24</b>	<b>2nd QUARTER</b>	<b>2nd QUARTER</b>
<b><u>BUDGET</u></b>	<b><u>ACTUAL</u></b>	<b><u>BUDGET</u></b>	<b><u>BUDGET</u></b>	<b><u>ACTUAL</u></b>
\$1,751,435	\$130,239	\$500,000	\$103,864	\$103,864
<b><u>PROJECT TIMING</u></b>		<b><u>STATUS</u></b>	<b><u>FUNDING</u></b>	
Implementation	Aug-22	Ongoing	NFTA	
Completion	Continuous			

**FYE24 BUDGET  
2nd QUARTER**

**2-3549 METRO BUS NON-REVENUE VEHICLES**

This project is for the replacement of eight non-revenue vehicles such as, but not limited to, vault trucks, supervisor vehicles, and pickup trucks.

<b>TOTAL PROJECT</b>	<b>TOTAL PROJECT</b>	<b>FYE 24</b>	<b>2nd QUARTER</b>	<b>2nd QUARTER</b>
<b><u>BUDGET</u></b>	<b><u>ACTUAL</u></b>	<b><u>BUDGET</u></b>	<b><u>BUDGET</u></b>	<b><u>ACTUAL</u></b>
\$2,950,000	\$267,291	\$850,000	\$209,332	\$209,332
<b><u>PROJECT TIMING</u></b>		<b><u>STATUS</u></b>	<b><u>FUNDING</u></b>	
Implementation	Sep-22	Ongoing	NFTA	
Completion	Continuous			

**2-3554 METRO BUS 800 MHz RADIO SYS REPL STUDY**

This project is for a study to determine the best method to upgrade the current radio system that is beginning to fail and replacement parts are no longer readily available.

<b>TOTAL PROJECT</b>	<b>TOTAL PROJECT</b>	<b>FYE 24</b>	<b>2nd QUARTER</b>	<b>2nd QUARTER</b>
<b><u>BUDGET</u></b>	<b><u>ACTUAL</u></b>	<b><u>BUDGET</u></b>	<b><u>BUDGET</u></b>	<b><u>ACTUAL</u></b>
\$22,843	\$18,848	\$22,843	\$18,848	\$18,848
<b><u>PROJECT TIMING</u></b>		<b><u>STATUS</u></b>	<b><u>FUNDING</u></b>	
Implementation	Mar-23	Ongoing	NFTA	
Completion	Mar-24			

**2-3555 METRO BUS BUS WASH REPL @ 3 GARAGES**

The bus wash systems at all 3 garages are past their useful lives and in need of replacement.

<b>TOTAL PROJECT</b>	<b>TOTAL PROJECT</b>	<b>FYE 24</b>	<b>2nd QUARTER</b>	<b>2nd QUARTER</b>
<b><u>BUDGET</u></b>	<b><u>ACTUAL</u></b>	<b><u>BUDGET</u></b>	<b><u>BUDGET</u></b>	<b><u>ACTUAL</u></b>
\$1,925,000	\$11,521	\$800,000	\$11,521	\$11,521
<b><u>PROJECT TIMING</u></b>		<b><u>STATUS</u></b>	<b><u>FUNDING</u></b>	
Implementation	Apr-23	Ongoing	NFTA	
Completion	Apr-24			

**2-3557 METRO BUS PAL COMPREHENSIVE ANALYSIS**

The PAL Comprehensive Analysis and Service Expansion Study is intended to evaluate paratransit services for future delivery and ensure that it uses the best practices to meet needs going forward.

<b>TOTAL PROJECT</b>	<b>TOTAL PROJECT</b>	<b>FYE 24</b>	<b>2nd QUARTER</b>	<b>2nd QUARTER</b>
<b><u>BUDGET</u></b>	<b><u>ACTUAL</u></b>	<b><u>BUDGET</u></b>	<b><u>BUDGET</u></b>	<b><u>ACTUAL</u></b>
\$750,000	\$163,424	\$0	\$0	\$163,424
<b><u>PROJECT TIMING</u></b>		<b><u>STATUS</u></b>	<b><u>FUNDING</u></b>	
Implementation	May-23	Ongoing	Metro Cap'l Reserve	
Completion	Apr-25			

**FYE24 BUDGET  
2nd QUARTER**

**2-8097 METRO BUS OCC FURNITURE**

This project will replace the legacy train control workstations. The new consoles will allow for modern computers systems, more desk space, and better ergonomics.

<b>TOTAL PROJECT <u>BUDGET</u></b>	<b>TOTAL PROJECT <u>ACTUAL</u></b>	<b>FYE 24 <u>BUDGET</u></b>	<b>2nd QUARTER <u>BUDGET</u></b>	<b>2nd QUARTER <u>ACTUAL</u></b>
\$169,008	\$84,504	\$169,008	\$84,504	\$84,504
<b><u>PROJECT TIMING</u></b>		<b><u>STATUS</u></b>	<b><u>FUNDING</u></b>	
Implementation	Jun-23	Ongoing	NFTA	
Completion	Mar-24			

**2-8723 METRO BUS FIRE ALARM UPGRADE ALL GARAGES**

The fire alarm systems at each Metro garage have exceeded their useful life. This project will evaluate the existing system at each garage, make recommendations, and create estimates for the upgrade/replacement of each system.

<b>TOTAL PROJECT <u>BUDGET</u></b>	<b>TOTAL PROJECT <u>ACTUAL</u></b>	<b>FYE 24 <u>BUDGET</u></b>	<b>2nd QUARTER <u>BUDGET</u></b>	<b>2nd QUARTER <u>ACTUAL</u></b>
\$2,652,131	\$73,007	\$164,000	\$34,061	\$34,061
<b><u>PROJECT TIMING</u></b>		<b><u>STATUS</u></b>	<b><u>FUNDING</u></b>	
Implementation	May-20	Ongoing	NFTA	
Completion	Mar-25			

**2-8733 METRO BUS BOILER REPL AT COLD SPR GARAGE**

The boilers in the Cold Spring Garage are over thirty years old and are in need of replacing.

<b>TOTAL PROJECT <u>BUDGET</u></b>	<b>TOTAL PROJECT <u>ACTUAL</u></b>	<b>FYE 24 <u>BUDGET</u></b>	<b>2nd QUARTER <u>BUDGET</u></b>	<b>2nd QUARTER <u>ACTUAL</u></b>
\$374,379	\$374,379	\$174,379	\$121,957	\$121,957
<b><u>PROJECT TIMING</u></b>		<b><u>STATUS</u></b>	<b><u>FUNDING</u></b>	
Implementation	Apr-21	Ongoing	MEP	
Completion	Mar-24			

**2-8763 METRO BUS BABCOCK/COLD SPR SECURITY GATE RE-WIRE**

This project will provide for security gate re-wiring at Babcock & Cold Spring Stations.

<b>TOTAL PROJECT <u>BUDGET</u></b>	<b>TOTAL PROJECT <u>ACTUAL</u></b>	<b>FYE 24 <u>BUDGET</u></b>	<b>2nd QUARTER <u>BUDGET</u></b>	<b>2nd QUARTER <u>ACTUAL</u></b>
\$150,000	\$20,348	\$150,000	\$20,348	\$20,348
<b><u>PROJECT TIMING</u></b>		<b><u>STATUS</u></b>	<b><u>FUNDING</u></b>	
Implementation	Apr-22	Ongoing	MEP	
Completion	Mar-24			

**FYE24 BUDGET  
2nd QUARTER**

**2-8764 METRO BUS DIVISION ST LINEAR TRANSIT HUB**

The project objective is to create a transit plaza along the north side of North Division Street, between Ellicott Street and Washington Street. The plaza will include an iconic canopy structure that replaces the (3) existing bus shelters adjacent to the Adams ramp and develop a link between the Church Street Station (rail), the linear transit hub (bus), and the MTC (bus and charter area.)

<b>TOTAL PROJECT <u>BUDGET</u></b>	<b>TOTAL PROJECT <u>ACTUAL</u></b>	<b>FYE 24 <u>BUDGET</u></b>	<b>2nd QUARTER <u>BUDGET</u></b>	<b>2nd QUARTER <u>ACTUAL</u></b>
\$7,836,260	\$161,380	\$7,620,930	\$146,196	\$146,196
<b><u>PROJECT TIMING</u></b>		<b><u>STATUS</u></b>	<b><u>FUNDING</u></b>	
Implementation	May-22	Ongoing	Transp Alt, NFTA	
Completion	Aug-25			

**2-8765 METRO BUS BUS GARAGE SPRINKLER VALVE REPL**

This project is for the design to restore/replace check valves, backflow preventers, and fire department connections on supply fire water at the three Metro garages.

<b>TOTAL PROJECT <u>BUDGET</u></b>	<b>TOTAL PROJECT <u>ACTUAL</u></b>	<b>FYE 24 <u>BUDGET</u></b>	<b>2nd QUARTER <u>BUDGET</u></b>	<b>2nd QUARTER <u>ACTUAL</u></b>
\$2,809,300	\$124,055	\$834,787	\$14,549	\$14,549
<b><u>PROJECT TIMING</u></b>		<b><u>STATUS</u></b>	<b><u>FUNDING</u></b>	
Implementation	May-22	Ongoing	NFTA	
Completion	Sep-24			

**2-8768 METRO BUS SMALL BUSES (9 PARATRANSIT) CLOSED**

This is for the purchase of eight paratransit buses.

<b>TOTAL PROJECT <u>BUDGET</u></b>	<b>TOTAL PROJECT <u>ACTUAL</u></b>	<b>FYE 24 <u>BUDGET</u></b>	<b>2nd QUARTER <u>BUDGET</u></b>	<b>2nd QUARTER <u>ACTUAL</u></b>
\$10,372,499	\$1,513,673	\$1,513,675	\$1,513,673	\$1,513,673
<b><u>PROJECT TIMING</u></b>		<b><u>STATUS</u></b>	<b><u>FUNDING</u></b>	
Implementation	Jun-22	Closed	FTA, NYSDOT, NFTA	
Completion	Jun-23			

**2-8773 METRO BUS BUS RADIOS**

This project will provide new bus radios to replace life expired bus radios in revenue buses.

<b>TOTAL PROJECT <u>BUDGET</u></b>	<b>TOTAL PROJECT <u>ACTUAL</u></b>	<b>FYE 24 <u>BUDGET</u></b>	<b>2nd QUARTER <u>BUDGET</u></b>	<b>2nd QUARTER <u>ACTUAL</u></b>
\$1,000,000	\$80,498	\$200,000	\$80,498	\$80,498
<b><u>PROJECT TIMING</u></b>		<b><u>STATUS</u></b>	<b><u>FUNDING</u></b>	
Implementation	Apr-23	Ongoing	NFTA	
Completion	Mar-24			

**FYE24 BUDGET  
2nd QUARTER**

N/A	METRO BUS	CNG BUS LEASE AGREEMENT
-----	-----------	-------------------------

This project is for the lease payment for the CNG buses.

<b>TOTAL PROJECT</b>	<b>TOTAL PROJECT</b>	<b>FYE 24</b>	<b>2nd QUARTER</b>	<b>2nd QUARTER</b>
<b><u>BUDGET</u></b>	<b><u>ACTUAL</u></b>	<b><u>BUDGET</u></b>	<b><u>BUDGET</u></b>	<b><u>ACTUAL</u></b>
\$23,284,794	\$19,462,697	\$2,537,688	\$1,268,844	\$1,268,844
<b><u>PROJECT TIMING</u></b>		<b><u>STATUS</u></b>	<b><u>FUNDING</u></b>	
Implementation	Oct-16	Ongoing	NFTA, MRF	
Completion	Sep-25			

N/A	METRO BUS	CNG MODIFICATION/FUELING STATION LEASE
-----	-----------	--

This project is for the lease payment for the CNG Fueling Station.

<b>TOTAL PROJECT</b>	<b>TOTAL PROJECT</b>	<b>FYE 24</b>	<b>2nd QUARTER</b>	<b>2nd QUARTER</b>
<b><u>BUDGET</u></b>	<b><u>ACTUAL</u></b>	<b><u>BUDGET</u></b>	<b><u>BUDGET</u></b>	<b><u>ACTUAL</u></b>
\$4,660,309	\$3,389,332	\$462,176	\$231,088	\$231,088
<b><u>PROJECT TIMING</u></b>		<b><u>STATUS</u></b>	<b><u>FUNDING</u></b>	
Implementation	Dec-15	Ongoing	NFTA	
Completion	Dec-25			

**FYE24 BUDGET  
2nd QUARTER**

**2-3485 METRO RAIL DL&W TERMINAL (DESIGN/CONSTR)**

This project extends Metro Rail service at-grade from Main Street in the existing gated entrance of the DL&W Terminal and Y&S facility and utilizes the tracks closest to the Buffalo River to take Metro Rail service into the DL&W terminal building.

<b>TOTAL PROJECT <u>BUDGET</u></b>	<b>TOTAL PROJECT <u>ACTUAL</u></b>	<b>FYE 24 <u>BUDGET</u></b>	<b>2nd QUARTER <u>BUDGET</u></b>	<b>2nd QUARTER <u>ACTUAL</u></b>
\$60,079,117	\$40,550,951	\$18,165,274	\$1,803,299	\$1,803,299
<b><u>PROJECT TIMING</u></b>		<b><u>STATUS</u></b>	<b><u>FUNDING</u></b>	
Implementation	Dec-17	Ongoing	MEP, FTA, ESD SRC, NYS Senate, 88C, NFTA	
Completion	Dec-24			

**2-3552 METRO RAIL DL&W SHORELINE RESTORATION**

The shoreline of the Erie Canal adjacent to the DL&W has deteriorated and partially collapsed and needs to be rebuilt and reinforced to avoid any additional erosion.

<b>TOTAL PROJECT <u>BUDGET</u></b>	<b>TOTAL PROJECT <u>ACTUAL</u></b>	<b>FYE 24 <u>BUDGET</u></b>	<b>2nd QUARTER <u>BUDGET</u></b>	<b>2nd QUARTER <u>ACTUAL</u></b>
\$8,000,000	\$3,021,633	\$6,900,000	\$2,202,751	\$2,202,751
<b><u>PROJECT TIMING</u></b>		<b><u>STATUS</u></b>	<b><u>FUNDING</u></b>	
Implementation	Jan-23	Ongoing	NFTA, Future Prot Prog	
Completion	Sep-24			

**2-3553 METRO RAIL PUMP REPLACEMENTS (2)**

This project is for the replacement of a 30 plus year old pump that is in poor condition. The pump eliminates water from the tunnels and should one fail, major flooding in the tunnel could ensue.

<b>TOTAL PROJECT <u>BUDGET</u></b>	<b>TOTAL PROJECT <u>ACTUAL</u></b>	<b>FYE 24 <u>BUDGET</u></b>	<b>2nd QUARTER <u>BUDGET</u></b>	<b>2nd QUARTER <u>ACTUAL</u></b>
\$100,000	\$51,495	\$100,000	\$51,495	\$51,495
<b><u>PROJECT TIMING</u></b>		<b><u>STATUS</u></b>	<b><u>FUNDING</u></b>	
Implementation	Jan-23	Ongoing	NFTA	
Completion	Mar-24			

**2-8716 METRO RAIL LRV AIR SYSTEMS VALVES**

This project is for the replacement of light rail air system valves used in the braking process of the rail car.

<b>TOTAL PROJECT <u>BUDGET</u></b>	<b>TOTAL PROJECT <u>ACTUAL</u></b>	<b>FYE 24 <u>BUDGET</u></b>	<b>2nd QUARTER <u>BUDGET</u></b>	<b>2nd QUARTER <u>ACTUAL</u></b>
\$105,000	\$14,303	\$15,000	\$6,378	\$6,378
<b><u>PROJECT TIMING</u></b>		<b><u>STATUS</u></b>	<b><u>FUNDING</u></b>	
Implementation	Dec-19	Ongoing	88C	
Completion	Continuous			

**FYE24 BUDGET  
2nd QUARTER**

**2-8721 METRO RAIL LRV EQUIPMENT FUND**

This project is for vital relay replacement parts for LRV operations.

<b>TOTAL PROJECT <u>BUDGET</u></b>	<b>TOTAL PROJECT <u>ACTUAL</u></b>	<b>FYE 24 <u>BUDGET</u></b>	<b>2nd QUARTER <u>BUDGET</u></b>	<b>2nd QUARTER <u>ACTUAL</u></b>
\$905,277	\$78,900	\$60,753	\$55,942	\$55,942
<b><u>PROJECT TIMING</u></b>		<b><u>STATUS</u></b>	<b><u>FUNDING</u></b>	
Implementation	May-20	Ongoing	88C	
Completion	Continuous			

**2-8722 METRO RAIL TRAIN CONTROL VITAL RELAY REHAB**

This project involves the inspection and repair of the Type B Vital Relays used in the train control system.

<b>TOTAL PROJECT <u>BUDGET</u></b>	<b>TOTAL PROJECT <u>ACTUAL</u></b>	<b>FYE 24 <u>BUDGET</u></b>	<b>2nd QUARTER <u>BUDGET</u></b>	<b>2nd QUARTER <u>ACTUAL</u></b>
\$480,510	\$61,925	\$0	\$0	\$13,635
<b><u>PROJECT TIMING</u></b>		<b><u>STATUS</u></b>	<b><u>FUNDING</u></b>	
Implementation	May-20	Ongoing	88C, NFTA	
Completion	Continuous			

**2-8727 METRO RAIL EC HARBOR STATION REFURBISHMENT**

The project objective is to refurbish the inbound and outbound Erie Canal Harbor Stations.

<b>TOTAL PROJECT <u>BUDGET</u></b>	<b>TOTAL PROJECT <u>ACTUAL</u></b>	<b>FYE 24 <u>BUDGET</u></b>	<b>2nd QUARTER <u>BUDGET</u></b>	<b>2nd QUARTER <u>ACTUAL</u></b>
\$3,682,792	\$2,374,903	\$2,478,668	\$1,054,659	\$1,054,659
<b><u>PROJECT TIMING</u></b>		<b><u>STATUS</u></b>	<b><u>FUNDING</u></b>	
Implementation	Mar-21	Ongoing	SRC, MEP, 88C	
Completion	Nov-23			

**2-8735 METRO RAIL UNDER PLATFORM CONDUIT REPLACEMENT**

This project is for the replacement of any existing and corroded conduit at track level and under the loading platform.

<b>TOTAL PROJECT <u>BUDGET</u></b>	<b>TOTAL PROJECT <u>ACTUAL</u></b>	<b>FYE 24 <u>BUDGET</u></b>	<b>2nd QUARTER <u>BUDGET</u></b>	<b>2nd QUARTER <u>ACTUAL</u></b>
\$1,024,811	\$90,109	\$830,000	\$4,631	\$4,631
<b><u>PROJECT TIMING</u></b>		<b><u>STATUS</u></b>	<b><u>FUNDING</u></b>	
Implementation	Aug-21	Ongoing	SRC, 88C	
Completion	Mar-24			

**2-8736 METRO RAIL LRV TRACTION MOTOR OVERHAUL**

This project is for the replacement of overhaul damaged traction motors.

<b>TOTAL PROJECT <u>BUDGET</u></b>	<b>TOTAL PROJECT <u>ACTUAL</u></b>	<b>FYE 24 <u>BUDGET</u></b>	<b>2nd QUARTER <u>BUDGET</u></b>	<b>2nd QUARTER <u>ACTUAL</u></b>
\$200,000	\$102,951	\$0	\$0	\$83,857
<b><u>PROJECT TIMING</u></b>		<b><u>STATUS</u></b>	<b><u>FUNDING</u></b>	
Implementation	Apr-21	Ongoing	NFTA	
Completion	Mar-24			

**FYE24 BUDGET  
2nd QUARTER**

**2-8739 METRO RAIL TRACK BRAKE COILS**

The track brakes are the emergency brakes on a railcar. They are over 30 years old and in need of replacement.

<b>TOTAL PROJECT <u>BUDGET</u></b>	<b>TOTAL PROJECT <u>ACTUAL</u></b>	<b>FYE 24 <u>BUDGET</u></b>	<b>2nd QUARTER <u>BUDGET</u></b>	<b>2nd QUARTER <u>ACTUAL</u></b>
\$650,000	\$247,681	\$631,290	\$247,681	\$247,681
<b><u>PROJECT TIMING</u></b>		<b><u>STATUS</u></b>	<b><u>FUNDING</u></b>	
Implementation	Jul-21	Ongoing	SRC	
Completion	Mar-24			

**2-8740 METRO RAIL RAIL REPLACEMENT 400 BLOCK MAIN ST**

This project provides for track bed replacement of the LRRT surface section of the 400 block of Main Street. It includes demolition, installation of new pre-cast concrete panel track bed foundations and rail, new drainage, and related trackwork improvements.

<b>TOTAL PROJECT <u>BUDGET</u></b>	<b>TOTAL PROJECT <u>ACTUAL</u></b>	<b>FYE 24 <u>BUDGET</u></b>	<b>2nd QUARTER <u>BUDGET</u></b>	<b>2nd QUARTER <u>ACTUAL</u></b>
\$29,528,594	\$2,350,375	\$23,069,000	\$1,351,439	\$1,351,439
<b><u>PROJECT TIMING</u></b>		<b><u>STATUS</u></b>	<b><u>FUNDING</u></b>	
Implementation	Mar-22	Ongoing	88C	
Completion	Feb-25			

**2-8746 METRO RAIL DL&W PEDESTRIAN BRIDGE STUDY**

This project is for a study to provide a pedestrian bridge connecting the DL&W station with the Key Bank Center.

<b>TOTAL PROJECT <u>BUDGET</u></b>	<b>TOTAL PROJECT <u>ACTUAL</u></b>	<b>FYE 24 <u>BUDGET</u></b>	<b>2nd QUARTER <u>BUDGET</u></b>	<b>2nd QUARTER <u>ACTUAL</u></b>
\$120,000	\$100,245	\$0	\$0	\$14,765
<b><u>PROJECT TIMING</u></b>		<b><u>STATUS</u></b>	<b><u>FUNDING</u></b>	
Implementation	Feb-22	Ongoing	MRF, NFTA	
Completion	Mar-24			

**2-8747 METRO RAIL CHURCH STREET STN REFURB (DESIGN)**

The objective of this study is to refurbish the outbound and inbound Church Street stations.

<b>TOTAL PROJECT <u>BUDGET</u></b>	<b>TOTAL PROJECT <u>ACTUAL</u></b>	<b>FYE 24 <u>BUDGET</u></b>	<b>2nd QUARTER <u>BUDGET</u></b>	<b>2nd QUARTER <u>ACTUAL</u></b>
\$4,402,253	\$108,185	\$297,500	\$64,001	\$64,001
<b><u>PROJECT TIMING</u></b>		<b><u>STATUS</u></b>	<b><u>FUNDING</u></b>	
Implementation	Feb-22	Ongoing	SRC	
Completion	Feb-25			

**FYE24 BUDGET  
2nd QUARTER**

**2-8748 METRO RAIL Y&S EAST END RAIL EXTENSION STUDY**

The purpose of this project is to perform a study to develop and expand revenue rail service eastwardly from the DL&W station.

<b>TOTAL PROJECT</b>	<b>TOTAL PROJECT</b>	<b>FYE 24</b>	<b>2nd QUARTER</b>	<b>2nd QUARTER</b>
<b><u>BUDGET</u></b>	<b><u>ACTUAL</u></b>	<b><u>BUDGET</u></b>	<b><u>BUDGET</u></b>	<b><u>ACTUAL</u></b>
\$110,000	\$97,120	\$0	\$0	\$289
<b><u>PROJECT TIMING</u></b>		<b><u>STATUS</u></b>	<b><u>FUNDING</u></b>	
Implementation	Mar-22	Complete	88C, NFTA	
Completion	Sep-23			

**2-8750 METRO RAIL FREQUENCY SHIFT OVERLAYS**

This project is for the replacement of the frequency shift overlay track circuits that are used for platform annunciation as well as interlocking signal overrun protection.

<b>TOTAL PROJECT</b>	<b>TOTAL PROJECT</b>	<b>FYE 24</b>	<b>2nd QUARTER</b>	<b>2nd QUARTER</b>
<b><u>BUDGET</u></b>	<b><u>ACTUAL</u></b>	<b><u>BUDGET</u></b>	<b><u>BUDGET</u></b>	<b><u>ACTUAL</u></b>
\$150,000	\$25,079	\$150,000	\$25,079	\$25,079
<b><u>PROJECT TIMING</u></b>		<b><u>STATUS</u></b>	<b><u>FUNDING</u></b>	
Implementation	Apr-22	Ongoing	NFTA	
Completion	Mar-24			

**2-8753 METRO RAIL SUPPORT VEHICLES REPL**

This project is for the replacement of two porter trucks and a dump truck as part of an ongoing project to replace the end of useful life fleet.

<b>TOTAL PROJECT</b>	<b>TOTAL PROJECT</b>	<b>FYE 24</b>	<b>2nd QUARTER</b>	<b>2nd QUARTER</b>
<b><u>BUDGET</u></b>	<b><u>ACTUAL</u></b>	<b><u>BUDGET</u></b>	<b><u>BUDGET</u></b>	<b><u>ACTUAL</u></b>
\$1,410,000	\$108,646	\$280,000	\$45,867	\$45,867
<b><u>PROJECT TIMING</u></b>		<b><u>STATUS</u></b>	<b><u>FUNDING</u></b>	
Implementation	Jun-22	Ongoing	NFTA	
Completion	Continuous			

**2-8761 METRO RAIL RAILCAR PRESENT/LIFT/UPGRADE**

The hoists/lifts are critical to the inspection and repair of rolling stock and are in need of replacement.

<b>TOTAL PROJECT</b>	<b>TOTAL PROJECT</b>	<b>FYE 24</b>	<b>2nd QUARTER</b>	<b>2nd QUARTER</b>
<b><u>BUDGET</u></b>	<b><u>ACTUAL</u></b>	<b><u>BUDGET</u></b>	<b><u>BUDGET</u></b>	<b><u>ACTUAL</u></b>
\$59,635	\$223,937	\$25,000	\$25,000	\$189,302
<b><u>PROJECT TIMING</u></b>		<b><u>STATUS</u></b>	<b><u>FUNDING</u></b>	
Implementation	Dec-22	Ongoing	88C	
Completion	Mar-24			

**FYE24 BUDGET  
2nd QUARTER**

**2-8766 METRO RAIL STANDPIPE REPL & SYS REHAB**

The project objective is to perform a study to determine the overall condition of the LRRT fire protection system.

<u>TOTAL PROJECT BUDGET</u>	<u>TOTAL PROJECT ACTUAL</u>	<u>FYE 24 BUDGET</u>	<u>2nd QUARTER BUDGET</u>	<u>2nd QUARTER ACTUAL</u>
\$2,204,115	\$57,948	\$1,100,862	\$8,811	\$8,811
<u>PROJECT TIMING</u>		<u>STATUS</u>	<u>FUNDING</u>	
Implementation	May-22	Ongoing	88C, NFTA	
Completion	Continuous			

**2-8767 METRO RAIL FASTENER & PAD REPL PHASE 11 (DESIGN)**

The objective of this project is to replace deteriorated fasteners and rails, repair concrete plinth and floating slabs in the tunnel, and replace the embedded portal track.

<u>TOTAL PROJECT BUDGET</u>	<u>TOTAL PROJECT ACTUAL</u>	<u>FYE 24 BUDGET</u>	<u>2nd QUARTER BUDGET</u>	<u>2nd QUARTER ACTUAL</u>
\$300,000	\$113,614	\$0	\$0	\$90,722
<u>PROJECT TIMING</u>		<u>STATUS</u>	<u>FUNDING</u>	
Implementation	Jun-22	Ongoing	SRC	
Completion	Mar-24			

**2-8769 METRO RAIL DL&W 2ND FLOOR CORE & SHELL**

This project objective is to perform the core and shell design of the second floor DL&W Station.

<u>TOTAL PROJECT BUDGET</u>	<u>TOTAL PROJECT ACTUAL</u>	<u>FYE 24 BUDGET</u>	<u>2nd QUARTER BUDGET</u>	<u>2nd QUARTER ACTUAL</u>
\$30,014,335	\$92,610	\$500,000	\$62,203	\$62,203
<u>PROJECT TIMING</u>		<u>STATUS</u>	<u>FUNDING</u>	
Implementation	Nov-22	Ongoing	88C	
Completion	Jun-25			

**2-9110 METRO RAIL TRAFFIC ON MAIN STR-100/200 BLOCK**

The City of Buffalo (COB) was awarded a TIGER Grant for returning traffic to lower Main Street, from Exchange to Scott. The COB has secured all the funding for the project and will be solely responsible for the design, construction, and construction inspection. Included in the scope is the replacement of antiquated NFTA assets including track panels and rail, double crossover, train control, and ancillary LRRT system modifications.

<u>TOTAL PROJECT BUDGET</u>	<u>TOTAL PROJECT ACTUAL</u>	<u>FYE 24 BUDGET</u>	<u>2nd QUARTER BUDGET</u>	<u>2nd QUARTER ACTUAL</u>
\$443,230	\$355,548	\$0	\$0	\$2,313
<u>PROJECT TIMING</u>		<u>STATUS</u>	<u>FUNDING</u>	
Implementation	Jun-16	Complete	88C, NFTA	
Completion	Nov-23			

**FYE24 BUDGET  
2nd QUARTER**

**2-9122 METRO RAIL LRV TRACTION MOTOR OVERHAUL CLOSED**

This project is for the repair and/or rebuild of traction motors on railcars.

<b>TOTAL PROJECT</b>	<b>TOTAL PROJECT</b>	<b>FYE 24</b>	<b>2nd QUARTER</b>	<b>2nd QUARTER</b>
<b><u>BUDGET</u></b>	<b><u>ACTUAL</u></b>	<b><u>BUDGET</u></b>	<b><u>BUDGET</u></b>	<b><u>ACTUAL</u></b>
\$1,710,875	\$220,000	\$0	\$0	\$9,125
<b><u>PROJECT TIMING</u></b>		<b><u>STATUS</u></b>	<b><u>FUNDING</u></b>	
Implementation	Apr-17	Closed	MRF, NFTA	
Completion	Continuous			

**2-9131 METRO RAIL LANDSCAPING EQUIP**

This project is for the purchase of various landscaping equipment.

<b>TOTAL PROJECT</b>	<b>TOTAL PROJECT</b>	<b>FYE 24</b>	<b>2nd QUARTER</b>	<b>2nd QUARTER</b>
<b><u>BUDGET</u></b>	<b><u>ACTUAL</u></b>	<b><u>BUDGET</u></b>	<b><u>BUDGET</u></b>	<b><u>ACTUAL</u></b>
\$355,985	\$139,188	\$119,262	\$102,466	\$102,466
<b><u>PROJECT TIMING</u></b>		<b><u>STATUS</u></b>	<b><u>FUNDING</u></b>	
Implementation	Aug-16	Ongoing	88C	
Completion	Continuous			

**2-9152 METRO RAIL DTS - SYSTEM REPLACEMENT**

The Data Transmission System (DTS) controllers have reached the end of their useful life and are no longer compatible with the current system. This project is for the purchase and installation of new compatible controllers at each of the eight underground stations.

<b>TOTAL PROJECT</b>	<b>TOTAL PROJECT</b>	<b>FYE 24</b>	<b>2nd QUARTER</b>	<b>2nd QUARTER</b>
<b><u>BUDGET</u></b>	<b><u>ACTUAL</u></b>	<b><u>BUDGET</u></b>	<b><u>BUDGET</u></b>	<b><u>ACTUAL</u></b>
\$1,280,000	\$1,128,499	\$147,425	\$44,800	\$44,800
<b><u>PROJECT TIMING</u></b>		<b><u>STATUS</u></b>	<b><u>FUNDING</u></b>	
Implementation	Nov-16	Ongoing	88C, ATC, SRC, NFTA	
Completion	Mar-24			

**2-9156 METRO RAIL LOCAL CONTROL PANELS/TRAIN CONTROL**

The original panels are obsolete and in need of replacement.

<b>TOTAL PROJECT</b>	<b>TOTAL PROJECT</b>	<b>FYE 24</b>	<b>2nd QUARTER</b>	<b>2nd QUARTER</b>
<b><u>BUDGET</u></b>	<b><u>ACTUAL</u></b>	<b><u>BUDGET</u></b>	<b><u>BUDGET</u></b>	<b><u>ACTUAL</u></b>
\$100,000	\$99,500	\$0	\$0	\$7,500
<b><u>PROJECT TIMING</u></b>		<b><u>STATUS</u></b>	<b><u>FUNDING</u></b>	
Implementation	Aug-17	Ongoing	88C	
Completion	Continuous			

**FYE24 BUDGET  
2nd QUARTER**

**2-9189 METRO RAIL TRACK SWITCH PARTS & HARDWARE**

This project is for the purchase of new switch parts and hardware for continued maintenance of track switches.

<b>TOTAL PROJECT</b>	<b>TOTAL PROJECT</b>	<b>FYE 24</b>	<b>2nd QUARTER</b>	<b>2nd QUARTER</b>
<b><u>BUDGET</u></b>	<b><u>ACTUAL</u></b>	<b><u>BUDGET</u></b>	<b><u>BUDGET</u></b>	<b><u>ACTUAL</u></b>
\$188,760	\$39,259	\$0	\$0	\$22,498
<b><u>PROJECT TIMING</u></b>		<b><u>STATUS</u></b>	<b><u>FUNDING</u></b>	
Implementation	Jan-18	Ongoing	88C	
Completion	Continuous			

**2-9191 METRO RAIL CAMERAS FOR STATIONS**

This is for the purchase of new cameras at the three stations.

<b>TOTAL PROJECT</b>	<b>TOTAL PROJECT</b>	<b>FYE 24</b>	<b>2nd QUARTER</b>	<b>2nd QUARTER</b>
<b><u>BUDGET</u></b>	<b><u>ACTUAL</u></b>	<b><u>BUDGET</u></b>	<b><u>BUDGET</u></b>	<b><u>ACTUAL</u></b>
\$20,000	\$6,484	\$10,000	\$6,484	\$6,484
<b><u>PROJECT TIMING</u></b>		<b><u>STATUS</u></b>	<b><u>FUNDING</u></b>	
Implementation	Aug-18	Ongoing	88C	
Completion	Mar-24			

**2-9192 METRO RAIL FASTENER & PAD REPLACEMENT PHASE 10**

Track one (inbound) fasteners and rail are nearing the end of their useful life. This project replaces fasteners and rail, and repairs the supporting floating slabs.

<b>TOTAL PROJECT</b>	<b>TOTAL PROJECT</b>	<b>FYE 24</b>	<b>2nd QUARTER</b>	<b>2nd QUARTER</b>
<b><u>BUDGET</u></b>	<b><u>ACTUAL</u></b>	<b><u>BUDGET</u></b>	<b><u>BUDGET</u></b>	<b><u>ACTUAL</u></b>
\$3,904,296	\$3,965,517	\$0	\$0	\$304
<b><u>PROJECT TIMING</u></b>		<b><u>STATUS</u></b>	<b><u>FUNDING</u></b>	
Implementation	Aug-18	Close Out	SRC, SAM, 88C, NFTA	
Completion	Oct-23			

**2-9352 METRO RAIL FARE COLLECTION SYSTEM UPGRADE**

The objective of this project is to replace the fare collection system throughout the NFTA Metro Rail system. It includes replacement of the multi-functional ticket vending machines (MFTVM) at (14) rail stations and (4) transit centers, replacement of the fare collection computer workstations and associated IT infrastructure, point of sale equipment and the installation of new fare gates at (14) rail stations.

<b>TOTAL PROJECT</b>	<b>TOTAL PROJECT</b>	<b>FYE 24</b>	<b>2nd QUARTER</b>	<b>2nd QUARTER</b>
<b><u>BUDGET</u></b>	<b><u>ACTUAL</u></b>	<b><u>BUDGET</u></b>	<b><u>BUDGET</u></b>	<b><u>ACTUAL</u></b>
\$11,589,594	\$9,484,370	\$200,000	\$200,000	\$456,591
<b><u>PROJECT TIMING</u></b>		<b><u>STATUS</u></b>	<b><u>FUNDING</u></b>	
Implementation	Feb-13	Ongoing	FTA, NYSDOT, 88C, MEP, ATC,	
Completion	Mar-24		MRF, SRC, NFTA	

**FYE24 BUDGET  
2nd QUARTER**

**2-9391 METRO RAIL ELECTRIC PARTS & BREAKERS**

This is for the purchase of miscellaneous parts for electric breakers and electrical equipment.

<b>TOTAL PROJECT</b>	<b>TOTAL PROJECT</b>	<b>FYE 24</b>	<b>2nd QUARTER</b>	<b>2nd QUARTER</b>
<u><b>BUDGET</b></u>	<u><b>ACTUAL</b></u>	<u><b>BUDGET</b></u>	<u><b>BUDGET</b></u>	<u><b>ACTUAL</b></u>
\$180,000	\$69,602	\$100,000	\$51,782	\$51,782
<u><b>PROJECT TIMING</b></u>		<u><b>STATUS</b></u>	<u><b>FUNDING</b></u>	
Implementation	Aug-16	Ongoing	88C, NFTA	
Completion	Continuous			

**2-9394 METRO RAIL RAIL SHOP FAÇADE REPAIR**

The Yards & Shops building façade is over 30 years old and has deteriorated in many areas. The purpose of the project is to repair the south façade of the building and provide site modifications for improved access and operations.

<b>TOTAL PROJECT</b>	<b>TOTAL PROJECT</b>	<b>FYE 24</b>	<b>2nd QUARTER</b>	<b>2nd QUARTER</b>
<u><b>BUDGET</b></u>	<u><b>ACTUAL</b></u>	<u><b>BUDGET</b></u>	<u><b>BUDGET</b></u>	<u><b>ACTUAL</b></u>
\$1,003,803	\$238,289	\$847,312	\$128,168	\$128,168
<u><b>PROJECT TIMING</b></u>		<u><b>STATUS</b></u>	<u><b>FUNDING</b></u>	
Implementation	Sep-21	Ongoing	88C, NFTA	
Completion	Dec-23			

**2-9773 METRO RAIL LRV MID-LIFE REBUILD**

This project is required to provide for the safe and reliable operation of the rail vehicles. The light rail vehicles have reached a point whereby they require major work to keep them safe and operating reliably. Without a comprehensive rebuild or overhaul program, declining reliability, availability, and safety would result. Rail car mid-life overhaul is necessary to extend useful life of the rail vehicles.

<b>TOTAL PROJECT</b>	<b>TOTAL PROJECT</b>	<b>FYE 24</b>	<b>2nd QUARTER</b>	<b>2nd QUARTER</b>
<u><b>BUDGET</b></u>	<u><b>ACTUAL</b></u>	<u><b>BUDGET</b></u>	<u><b>BUDGET</b></u>	<u><b>ACTUAL</b></u>
\$49,595,333	\$49,702,699	\$0	\$0	\$84,783
<u><b>PROJECT TIMING</b></u>		<u><b>STATUS</b></u>	<u><b>FUNDING</b></u>	
Implementation	Feb-04	Ongoing	FTA, NYSDOT, FAA, ESD, NYSDTF,	
Completion	Mar-24		Metro Cap'l Resv, ATC, MEP, Private, 88C, NFTA	

**FYE24 BUDGET  
2nd QUARTER**

**2-1269                      BNIA                      TAP - SIDE BY SIDE FOUR WHEEL VEHICLE**

Due to recent weather events, it has been determined that TAPD is in need of a track vehicle to maneuver through snow to provide rescue operations.

<b>TOTAL PROJECT</b>	<b>TOTAL PROJECT</b>	<b>FYE 24</b>	<b>2nd QUARTER</b>	<b>2nd QUARTER</b>
<b><u>BUDGET</u></b>	<b><u>ACTUAL</u></b>	<b><u>BUDGET</u></b>	<b><u>BUDGET</u></b>	<b><u>ACTUAL</u></b>
\$20,000	\$35,782	\$0	\$0	\$35,782
<b><u>PROJECT TIMING</u></b>		<b><u>STATUS</u></b>	<b><u>FUNDING</u></b>	
Implementation	Mar-23	Complete	ADF	
Completion	Aug-24			

**2-2309                      BNIA                      PFC PROGRAM PLANNING AND ADMIN**

This project is used for salaries and miscellaneous equipment that is funded by FAA.

<b>TOTAL PROJECT</b>	<b>TOTAL PROJECT</b>	<b>FYE 24</b>	<b>2nd QUARTER</b>	<b>2nd QUARTER</b>
<b><u>BUDGET</u></b>	<b><u>ACTUAL</u></b>	<b><u>BUDGET</u></b>	<b><u>BUDGET</u></b>	<b><u>ACTUAL</u></b>
\$1,228,469	\$1,055,590	\$80,000	\$9,663	\$9,663
<b><u>PROJECT TIMING</u></b>		<b><u>STATUS</u></b>	<b><u>FUNDING</u></b>	
Implementation	Jan-18	Ongoing	PFC	
Completion	Mar-26			

**2-2691                      BNIA                      AIRCRAFT DEICING CONTAINMENT FACIL EXPANSION**

The existing BNIA deicing fluid treatment system reaches capacity during peak periods. In order to maintain the capacity of the airfield during deicing periods, the aircraft deicing containment facility must be expanded. The objective of this project is to increase the capacity for treating deicing fluid.

<b>TOTAL PROJECT</b>	<b>TOTAL PROJECT</b>	<b>FYE 24</b>	<b>2nd QUARTER</b>	<b>2nd QUARTER</b>
<b><u>BUDGET</u></b>	<b><u>ACTUAL</u></b>	<b><u>BUDGET</u></b>	<b><u>BUDGET</u></b>	<b><u>ACTUAL</u></b>
\$9,531,172	\$8,834,602	\$0	\$0	\$40,660
<b><u>PROJECT TIMING</u></b>		<b><u>STATUS</u></b>	<b><u>FUNDING</u></b>	
Implementation	Mar-18	Ongoing	PFC, Future PFC	
Completion	Dec-23			

**2-2728                      BNIA                      BAGGAGE CLAIM EXPANSION**

This project addresses additional work scope and project oversight identified by construction bulletins and contractor request for information due to unforeseen conditions, order management, and additional estimating services.

<b>TOTAL PROJECT</b>	<b>TOTAL PROJECT</b>	<b>FYE 24</b>	<b>2nd QUARTER</b>	<b>2nd QUARTER</b>
<b><u>BUDGET</u></b>	<b><u>ACTUAL</u></b>	<b><u>BUDGET</u></b>	<b><u>BUDGET</u></b>	<b><u>ACTUAL</u></b>
\$66,197,457	\$64,949,172	\$0	\$0	\$286
<b><u>PROJECT TIMING</u></b>		<b><u>STATUS</u></b>	<b><u>FUNDING</u></b>	
Implementation	Jan-19	Complete	Future PFC, Bond, Grant Assur 25, NYS Air 99	
Completion	Jul-23		ADF, Nat'l Fuel	







**FYE24 BUDGET  
2nd QUARTER**

**2-2831                      BNIA                      HIGH SPEED DIVERTER PADDLES - BAG SYS**

The current high speed diverters have exceeded their useful life of 10 years, are showing metal fatigue, and are in need of replacing.

<b>TOTAL PROJECT</b>	<b>TOTAL PROJECT</b>	<b>FYE 24</b>	<b>2nd QUARTER</b>	<b>2nd QUARTER</b>
<b><u>BUDGET</u></b>	<b><u>ACTUAL</u></b>	<b><u>BUDGET</u></b>	<b><u>BUDGET</u></b>	<b><u>ACTUAL</u></b>
\$115,688	\$68,509	\$0	\$0	\$68,509

<b><u>PROJECT TIMING</u></b>		<b><u>STATUS</u></b>	<b><u>FUNDING</u></b>
Implementation	Aug-22	Ongoing	ADF
Completion	Dec-23		

**2-2836                      BNIA                      FUEL FARM PUMP**

This project is to replace a pump at the BNIA Fuel Farm that feeds Jet A fuel to the remote load rack.

<b>TOTAL PROJECT</b>	<b>TOTAL PROJECT</b>	<b>FYE 24</b>	<b>2nd QUARTER</b>	<b>2nd QUARTER</b>
<b><u>BUDGET</u></b>	<b><u>ACTUAL</u></b>	<b><u>BUDGET</u></b>	<b><u>BUDGET</u></b>	<b><u>ACTUAL</u></b>
\$16,697	\$16,864	\$0	\$0	\$16,864

<b><u>PROJECT TIMING</u></b>		<b><u>STATUS</u></b>	<b><u>FUNDING</u></b>
Implementation	Feb-23	Complete	ADF
Completion	Jul-23		

**2-2837                      BNIA                      INSTALL PERIMETER FENCING (DESIGN)**

This project is to replace the existing 8 foot high wooden perimeter security fencing with new 10 foot high chain link security fencing, including wildlife fence skirting.

<b>TOTAL PROJECT</b>	<b>TOTAL PROJECT</b>	<b>FYE 24</b>	<b>2nd QUARTER</b>	<b>2nd QUARTER</b>
<b><u>BUDGET</u></b>	<b><u>ACTUAL</u></b>	<b><u>BUDGET</u></b>	<b><u>BUDGET</u></b>	<b><u>ACTUAL</u></b>
\$98,913	\$28,867	\$64,960	\$28,867	\$28,867

<b><u>PROJECT TIMING</u></b>		<b><u>STATUS</u></b>	<b><u>FUNDING</u></b>
Implementation	Feb-23	Ongoing	FAA, NYSDOT, Pending PFC
Completion	Oct-24		

**2-2838                      BNIA                      ARFF - GYM EQUIPMENT**

The current gym equipment at the Airport Firehouse Facility is past its useful life and needs to be replaced.

<b>TOTAL PROJECT</b>	<b>TOTAL PROJECT</b>	<b>FYE 24</b>	<b>2nd QUARTER</b>	<b>2nd QUARTER</b>
<b><u>BUDGET</u></b>	<b><u>ACTUAL</u></b>	<b><u>BUDGET</u></b>	<b><u>BUDGET</u></b>	<b><u>ACTUAL</u></b>
\$36,000	\$9,315	\$12,000	\$9,315	\$9,315

<b><u>PROJECT TIMING</u></b>		<b><u>STATUS</u></b>	<b><u>FUNDING</u></b>
Implementation	Mar-23	Complete	ADF
Completion	Jun-23		

**FYE24 BUDGET  
2nd QUARTER**

**2-2839                      BNIA                      ARFF - SAFETY EQUIPMENT**

This is for the purchase of fifteen self-contained breathing apparatus bottles for firefighters.

<b>TOTAL PROJECT</b>	<b>TOTAL PROJECT</b>	<b>FYE 24</b>	<b>2nd QUARTER</b>	<b>2nd QUARTER</b>
<b><u>BUDGET</u></b>	<b><u>ACTUAL</u></b>	<b><u>BUDGET</u></b>	<b><u>BUDGET</u></b>	<b><u>ACTUAL</u></b>
\$90,000	\$19,787	\$20,000	\$19,787	\$19,787
<b><u>PROJECT TIMING</u></b>		<b><u>STATUS</u></b>	<b><u>FUNDING</u></b>	
Implementation	Mar-23	Complete	ADF	
Completion	Jun-23			

**2-2840                      BNIA                      ARFF - JAWS OF LIFE**

This is for the purchase of a jaws of life tool for Airport Rescue Firefighters.

<b>TOTAL PROJECT</b>	<b>TOTAL PROJECT</b>	<b>FYE 24</b>	<b>2nd QUARTER</b>	<b>2nd QUARTER</b>
<b><u>BUDGET</u></b>	<b><u>ACTUAL</u></b>	<b><u>BUDGET</u></b>	<b><u>BUDGET</u></b>	<b><u>ACTUAL</u></b>
\$48,418	\$48,418	\$0	\$0	\$48,418
<b><u>PROJECT TIMING</u></b>		<b><u>STATUS</u></b>	<b><u>FUNDING</u></b>	
Implementation	Mar-23	Complete	ADF	
Completion	Sep-23			

**2-2841                      BNIA                      PASSENGER TERMINAL STANDBY POWER EXPANSION**

In a power outage, the passenger boarding bridges require emergency electric backup. The current generator at BNIA does not have the capacity to backup the bridges and an upgrade is needed.

<b>TOTAL PROJECT</b>	<b>TOTAL PROJECT</b>	<b>FYE 24</b>	<b>2nd QUARTER</b>	<b>2nd QUARTER</b>
<b><u>BUDGET</u></b>	<b><u>ACTUAL</u></b>	<b><u>BUDGET</u></b>	<b><u>BUDGET</u></b>	<b><u>ACTUAL</u></b>
\$1,850,733	\$887	\$1,690,733	\$887	\$887
<b><u>PROJECT TIMING</u></b>		<b><u>STATUS</u></b>	<b><u>FUNDING</u></b>	
Implementation	Apr-23	Ongoing	NYSDOT, ADF	
Completion	Jan-25			

**2-2842                      BNIA                      GA APRON & T/W P & Q REHAB (DESIGN)**

The apron and taxiway pavement at BNIA's general aviation area has deteriorated and needs to be replaced.

<b>TOTAL PROJECT</b>	<b>TOTAL PROJECT</b>	<b>FYE 24</b>	<b>2nd QUARTER</b>	<b>2nd QUARTER</b>
<b><u>BUDGET</u></b>	<b><u>ACTUAL</u></b>	<b><u>BUDGET</u></b>	<b><u>BUDGET</u></b>	<b><u>ACTUAL</u></b>
\$1,063,907	\$29,828	\$1,063,907	\$29,828	\$29,828
<b><u>PROJECT TIMING</u></b>		<b><u>STATUS</u></b>	<b><u>FUNDING</u></b>	
Implementation	Jun-23	Ongoing	FAA, NYSDOT, Pending PFC	
Completion	Sep-26			

**FYE24 BUDGET  
2nd QUARTER**

**2-2851                      BNIA                      TERM OPS CUSTODIAN BREAKRM FLOORS**

The epoxy floors in the custodian breakroom show significant signs of wear and tear and are in need of replacing.

<b>TOTAL PROJECT <u>BUDGET</u></b>	<b>TOTAL PROJECT <u>ACTUAL</u></b>	<b>FYE 24 <u>BUDGET</u></b>	<b>2nd QUARTER <u>BUDGET</u></b>	<b>2nd QUARTER <u>ACTUAL</u></b>
\$8,100	\$8,100	\$8,100	\$8,100	\$8,100
<b><u>PROJECT TIMING</u></b>		<b><u>STATUS</u></b>	<b><u>FUNDING</u></b>	
Implementation	Jun-23	Ongoing	ADF	
Completion	Mar-24			

**2-2853                      BNIA                      PARKING PICKUP TRUCK**

The current pickup truck used for SP Plus has exceeded its useful life and is in need of replacing.

<b>TOTAL PROJECT <u>BUDGET</u></b>	<b>TOTAL PROJECT <u>ACTUAL</u></b>	<b>FYE 24 <u>BUDGET</u></b>	<b>2nd QUARTER <u>BUDGET</u></b>	<b>2nd QUARTER <u>ACTUAL</u></b>
\$80,000	\$38,114	\$40,000	\$38,114	\$38,114
<b><u>PROJECT TIMING</u></b>		<b><u>STATUS</u></b>	<b><u>FUNDING</u></b>	
Implementation	Jun-23	Ongoing	Grant Assurance	
Completion	Mar-24			



**FYE24 BUDGET  
2nd QUARTER**

<b>2-1525</b>	<b>NFIA</b>	<b>PARKING LOT LED LIGHTING UPGR</b>
---------------	-------------	--------------------------------------

A lighting upgrade will allow for energy savings and eligibility in National Grid's rebate program.

<b>TOTAL PROJECT</b>	<b>TOTAL PROJECT</b>	<b>FYE 24</b>	<b>2nd QUARTER</b>	<b>2nd QUARTER</b>
<b><u>BUDGET</u></b>	<b><u>ACTUAL</u></b>	<b><u>BUDGET</u></b>	<b><u>BUDGET</u></b>	<b><u>ACTUAL</u></b>
\$40,800	\$36,114	\$0	\$0	\$36,114
<b><u>PROJECT TIMING</u></b>		<b><u>STATUS</u></b>	<b><u>FUNDING</u></b>	
Implementation	Jun-22	Ongoing	ADF	
Completion	Mar-24			

**FYE24 BUDGET  
2nd QUARTER**

**2-0735 MTC REPLACE TOWER WINDOWS**

The seals on the windows at MTC are no longer secure and need replacing.

<b>TOTAL PROJECT <u>BUDGET</u></b>	<b>TOTAL PROJECT <u>ACTUAL</u></b>	<b>FYE 24 <u>BUDGET</u></b>	<b>2nd QUARTER <u>BUDGET</u></b>	<b>2nd QUARTER <u>ACTUAL</u></b>
\$122,001	\$60,342	\$0	\$0	\$9,695
<b><u>PROJECT TIMING</u></b>		<b><u>STATUS</u></b>	<b><u>FUNDING</u></b>	
Implementation	Jan-19	Ongoing	NFTA	
Completion	Continuous			

**2-0743 MTC AHU #7 REPLACEMENT**

This project is for the replacement of the air handling unit at MTC that is well past its useful life.

<b>TOTAL PROJECT <u>BUDGET</u></b>	<b>TOTAL PROJECT <u>ACTUAL</u></b>	<b>FYE 24 <u>BUDGET</u></b>	<b>2nd QUARTER <u>BUDGET</u></b>	<b>2nd QUARTER <u>ACTUAL</u></b>
\$335,432	\$355,279	\$0	\$0	\$8,499
<b><u>PROJECT TIMING</u></b>		<b><u>STATUS</u></b>	<b><u>FUNDING</u></b>	
Implementation	Oct-18	Close Out	MEP 19/20, NFTA	
Completion	Sep-23			

**2-0762 MTC POLICE OFFICE**

This project is for the relocation of the police office from the MTC concourse to the northwest corner near the corporate entrance.

<b>TOTAL PROJECT <u>BUDGET</u></b>	<b>TOTAL PROJECT <u>ACTUAL</u></b>	<b>FYE 24 <u>BUDGET</u></b>	<b>2nd QUARTER <u>BUDGET</u></b>	<b>2nd QUARTER <u>ACTUAL</u></b>
\$137,000	\$74,465	\$50,000	\$5,225	\$5,225
<b><u>PROJECT TIMING</u></b>		<b><u>STATUS</u></b>	<b><u>FUNDING</u></b>	
Implementation	May-21	Ongoing	NFTA	
Completion	Mar-24			

**2-0763 MTC CHILLER REPLACEMENT**

The roof mounted chiller and chilled water pumps at MTC are at the end of their useful life and need to be replaced.

<b>TOTAL PROJECT <u>BUDGET</u></b>	<b>TOTAL PROJECT <u>ACTUAL</u></b>	<b>FYE 24 <u>BUDGET</u></b>	<b>2nd QUARTER <u>BUDGET</u></b>	<b>2nd QUARTER <u>ACTUAL</u></b>
\$1,962,223	\$303,882	\$1,800,000	\$207,302	\$207,302
<b><u>PROJECT TIMING</u></b>		<b><u>STATUS</u></b>	<b><u>FUNDING</u></b>	
Implementation	Aug-21	Ongoing	NFTA	
Completion	Jan-24			

**2-0764 MTC OCC - RESTROOM/KITCHEN REHAB**

The kitchen and restroom at OCC are in a deteriorating condition and in need of updates.

<b>TOTAL PROJECT <u>BUDGET</u></b>	<b>TOTAL PROJECT <u>ACTUAL</u></b>	<b>FYE 24 <u>BUDGET</u></b>	<b>2nd QUARTER <u>BUDGET</u></b>	<b>2nd QUARTER <u>ACTUAL</u></b>
\$42,578	\$43,203	\$20,000	\$20,000	\$20,223
<b><u>PROJECT TIMING</u></b>		<b><u>STATUS</u></b>	<b><u>FUNDING</u></b>	
Implementation	Feb-22	Ongoing	NFTA	
Completion	Mar-24			

**FYE24 BUDGET  
2nd QUARTER**

<b>2-1268</b>	<b>MTC</b>	<b>CONFERENCE ROOM RESTROOMS</b>		
---------------	------------	----------------------------------	--	--

This project is for the creation of two restrooms accessible to the MTC first floor conference room.

<b>TOTAL PROJECT <u>BUDGET</u></b>	<b>TOTAL PROJECT <u>ACTUAL</u></b>	<b>FYE 24 <u>BUDGET</u></b>	<b>2nd QUARTER <u>BUDGET</u></b>	<b>2nd QUARTER <u>ACTUAL</u></b>
\$107,000	\$51,160	\$50,000	\$40,134	\$40,134
<b><u>PROJECT TIMING</u></b>		<b><u>STATUS</u></b>	<b><u>FUNDING</u></b>	
Implementation	Jun-22	Ongoing	NFTA	
Completion	Mar-24			

<b>2-8096</b>	<b>MTC</b>	<b>EXTERIOR ENHANCMENTS</b>		
---------------	------------	-----------------------------	--	--

This project is for the replacement of MTC's roofing system, curtain wall system, and exterior stone panel façade.

<b>TOTAL PROJECT <u>BUDGET</u></b>	<b>TOTAL PROJECT <u>ACTUAL</u></b>	<b>FYE 24 <u>BUDGET</u></b>	<b>2nd QUARTER <u>BUDGET</u></b>	<b>2nd QUARTER <u>ACTUAL</u></b>
\$15,057,000	\$1,431	\$1,107,000	\$1,431	\$1,431
<b><u>PROJECT TIMING</u></b>		<b><u>STATUS</u></b>	<b><u>FUNDING</u></b>	
Implementation	Apr-23	Ongoing	NFTA	
Completion	Dec-24			

<b>N/A</b>	<b>MTC</b>	<b>NFITC LEASE</b>		
------------	------------	--------------------	--	--

This project is for the lease payment for the Niagara Falls Transportation Center.

<b>TOTAL PROJECT <u>BUDGET</u></b>	<b>TOTAL PROJECT <u>ACTUAL</u></b>	<b>FYE 24 <u>BUDGET</u></b>	<b>2nd QUARTER <u>BUDGET</u></b>	<b>2nd QUARTER <u>ACTUAL</u></b>
\$9,743,742	\$6,528,308	\$389,750	\$194,875	\$194,875
<b><u>PROJECT TIMING</u></b>		<b><u>STATUS</u></b>	<b><u>FUNDING</u></b>	
Implementation	Dec-09	Ongoing	NFTA	
Completion	Dec-34			

**FYE24 BUDGET  
2nd QUARTER**

**2-8729 METRO FAC ESCALATOR REPLACEMENT YEAR 5**

This project provides funds for the replacement of (3) escalators at Humboldt Station (#'s 1, 2, & 3).

<b>TOTAL PROJECT</b>	<b>TOTAL PROJECT</b>	<b>FYE 24</b>	<b>2nd QUARTER</b>	<b>2nd QUARTER</b>
<u><b>BUDGET</b></u>	<u><b>ACTUAL</b></u>	<u><b>BUDGET</b></u>	<u><b>BUDGET</b></u>	<u><b>ACTUAL</b></u>
\$3,696,987	\$3,999,038	\$0	\$0	\$344,062
<u><b>PROJECT TIMING</b></u>		<u><b>STATUS</b></u>	<u><b>FUNDING</b></u>	
Implementation	Feb-21	Ongoing	SRC, 88C	
Completion	Aug-24			

**2-8732 METRO FAC PANEL LINER REHAB PHASE III**

This project includes the replacement of existing steel panels located on the escalator tube tunnel walls of the University Rail Station. The panels will be more durable and provide an attractive appearance that is resistant to staining and easy to clean.

<b>TOTAL PROJECT</b>	<b>TOTAL PROJECT</b>	<b>FYE 24</b>	<b>2nd QUARTER</b>	<b>2nd QUARTER</b>
<u><b>BUDGET</b></u>	<u><b>ACTUAL</b></u>	<u><b>BUDGET</b></u>	<u><b>BUDGET</b></u>	<u><b>ACTUAL</b></u>
\$1,390,000	\$956,955	\$0	\$0	\$64,686
<u><b>PROJECT TIMING</b></u>		<u><b>STATUS</b></u>	<u><b>FUNDING</b></u>	
Implementation	Jun-21	Ongoing	88C	
Completion	Dec-23			

**2-8734 METRO FAC EXTERIOR REHAB PHASE II**

This project will rehabilitate the exterior building shell of the underground rail stations to prevent water infiltration into the station.

<b>TOTAL PROJECT</b>	<b>TOTAL PROJECT</b>	<b>FYE 24</b>	<b>2nd QUARTER</b>	<b>2nd QUARTER</b>
<u><b>BUDGET</b></u>	<u><b>ACTUAL</b></u>	<u><b>BUDGET</b></u>	<u><b>BUDGET</b></u>	<u><b>ACTUAL</b></u>
\$1,440,000	\$840,364	\$0	\$0	\$488,341
<u><b>PROJECT TIMING</b></u>		<u><b>STATUS</b></u>	<u><b>FUNDING</b></u>	
Implementation	May-21	Ongoing	88C, SRC	
Completion	Mar-24			

**2-9113 METRO FAC ESCALATOR MAINT - FYE17 THRU OUT YEARS**

This project is for major repairs and emergency calls for all LRRT escalators.

<b>TOTAL PROJECT</b>	<b>TOTAL PROJECT</b>	<b>FYE 24</b>	<b>2nd QUARTER</b>	<b>2nd QUARTER</b>
<u><b>BUDGET</b></u>	<u><b>ACTUAL</b></u>	<u><b>BUDGET</b></u>	<u><b>BUDGET</b></u>	<u><b>ACTUAL</b></u>
\$935,250	\$640,649	\$75,000	\$70,000	\$70,000
<u><b>PROJECT TIMING</b></u>		<u><b>STATUS</b></u>	<u><b>FUNDING</b></u>	
Implementation	Dec-16	Ongoing	88C	
Completion	Continuous			

**FYE24 BUDGET  
2nd QUARTER**

<b>2-9132</b>	<b>METRO FAC</b>	<b>ELEVATOR CONTROLLER REPLACEMENT</b>
---------------	------------------	--

The elevator controllers for the eight rail stations are past their useful life. They break down frequently, are difficult to maintain, and are no longer supported by the manufacturer therefore, they need replacing.

<b>TOTAL PROJECT <u>BUDGET</u></b>	<b>TOTAL PROJECT <u>ACTUAL</u></b>	<b>FYE 24 <u>BUDGET</u></b>	<b>2nd QUARTER <u>BUDGET</u></b>	<b>2nd QUARTER <u>ACTUAL</u></b>
\$2,260,289	\$1,989,659	\$0	\$0	\$8,675
<b><u>PROJECT TIMING</u></b>		<b><u>STATUS</u></b>	<b><u>FUNDING</u></b>	
Implementation	Aug-16	Ongoing	SRC, 88C, MEP, NFTA	
Completion	Oct-23			

**FYE24 BUDGET  
2nd QUARTER**

**2-8069                      PROP MGMT                      485 ROOF REPLACEMENT BAYS 1-4**

The project objective is to refurbish the roof at 485 Cayuga Road. The scope of work will include bays 1 through 4 and part of bay 5, and the lower roofs on the west and south sides of the building. The roofs are past their useful life and beginning to leak.

<b>TOTAL PROJECT</b>	<b>TOTAL PROJECT</b>	<b>FYE 24</b>	<b>2nd QUARTER</b>	<b>2nd QUARTER</b>
<b><u>BUDGET</u></b>	<b><u>ACTUAL</u></b>	<b><u>BUDGET</u></b>	<b><u>BUDGET</u></b>	<b><u>ACTUAL</u></b>
\$1,450,229	\$745,121	\$350,000	\$79,450	\$79,450
<b><u>PROJECT TIMING</u></b>		<b><u>STATUS</u></b>	<b><u>FUNDING</u></b>	
Implementation	Apr-19	Ongoing	NFTA	
Completion	Mar-25			

**2-8098                      PROP MGMT                      247 CAYUGA DOCK DOOR UPG**

The current dock door plate is manipulated manually which is very cumbersome and unsafe when unloading from truck to dock. An "edge of dock leveler" will be installed that will allow for a safe and continuous transition from truck to dock.

<b>TOTAL PROJECT</b>	<b>TOTAL PROJECT</b>	<b>FYE 24</b>	<b>2nd QUARTER</b>	<b>2nd QUARTER</b>
<b><u>BUDGET</u></b>	<b><u>ACTUAL</u></b>	<b><u>BUDGET</u></b>	<b><u>BUDGET</u></b>	<b><u>ACTUAL</u></b>
\$20,000	\$7,400	\$20,000	\$7,400	\$7,400
<b><u>PROJECT TIMING</u></b>		<b><u>STATUS</u></b>	<b><u>FUNDING</u></b>	
Implementation	Apr-23	Ongoing	NFTA	
Completion	Mar-24			

**2-8100                      PROP MGMT                      485 CAYUGA PIPE RUPTURE/REPR**

Due to an emergency pipe rupture, containment, remediation, and repair was required at 485 Cayuga.

<b>TOTAL PROJECT</b>	<b>TOTAL PROJECT</b>	<b>FYE 24</b>	<b>2nd QUARTER</b>	<b>2nd QUARTER</b>
<b><u>BUDGET</u></b>	<b><u>ACTUAL</u></b>	<b><u>BUDGET</u></b>	<b><u>BUDGET</u></b>	<b><u>ACTUAL</u></b>
\$728,000	\$438,023	\$0	\$0	\$438,023
<b><u>PROJECT TIMING</u></b>		<b><u>STATUS</u></b>	<b><u>FUNDING</u></b>	
Implementation	Mar-23	Ongoing	ADF	
Completion	Mar-24			

**2-8101                      PROP MGMT                      485 CAYUGA TENANT UPGR 24**

This is for the purchase of a 60k BTU/HR gas fired unit heater and related materials and labor at 485 Cayuga.

<b>TOTAL PROJECT</b>	<b>TOTAL PROJECT</b>	<b>FYE 24</b>	<b>2nd QUARTER</b>	<b>2nd QUARTER</b>
<b><u>BUDGET</u></b>	<b><u>ACTUAL</u></b>	<b><u>BUDGET</u></b>	<b><u>BUDGET</u></b>	<b><u>ACTUAL</u></b>
\$11,265	\$11,265	\$50,000	\$11,265	\$11,265
<b><u>PROJECT TIMING</u></b>		<b><u>STATUS</u></b>	<b><u>FUNDING</u></b>	
Implementation	Jun-23	Ongoing	NFTA	
Completion	Mar-24			

**FYE24 BUDGET  
2nd QUARTER**

**2-1232 TAP METRO DIVISION RADIOS REPLACEMENT**

This project is for the purchase of new mobile radios to replace older models.

<b>TOTAL PROJECT</b>	<b>TOTAL PROJECT</b>	<b>FYE 24</b>	<b>2nd QUARTER</b>	<b>2nd QUARTER</b>
<b><u>BUDGET</u></b>	<b><u>ACTUAL</u></b>	<b><u>BUDGET</u></b>	<b><u>BUDGET</u></b>	<b><u>ACTUAL</u></b>
\$210,000	\$48,101	\$30,000	\$28,401	\$28,401
<b><u>PROJECT TIMING</u></b>		<b><u>STATUS</u></b>	<b><u>FUNDING</u></b>	
Implementation	Jun-19	Ongoing	88C	
Completion	Continuous			

**2-1250 TAP NY STATE ACCREDITATION**

In order to obtain NY State Accreditation, Daigle Law Service will assist TAPD in updating the current policies and procedures.

<b>TOTAL PROJECT</b>	<b>TOTAL PROJECT</b>	<b>FYE 24</b>	<b>2nd QUARTER</b>	<b>2nd QUARTER</b>
<b><u>BUDGET</u></b>	<b><u>ACTUAL</u></b>	<b><u>BUDGET</u></b>	<b><u>BUDGET</u></b>	<b><u>ACTUAL</u></b>
\$152,376	\$17,555	\$0	\$0	\$10,355
<b><u>PROJECT TIMING</u></b>		<b><u>STATUS</u></b>	<b><u>FUNDING</u></b>	
Implementation	May-20	Ongoing	DEA	
Completion	Mar-24			

**2-1256 TAP REPLACE K9 VEHICLES (2)**

This project is for the replacement of TAPD K-9 vehicles at BNIA.

<b>TOTAL PROJECT</b>	<b>TOTAL PROJECT</b>	<b>FYE 24</b>	<b>2nd QUARTER</b>	<b>2nd QUARTER</b>
<b><u>BUDGET</u></b>	<b><u>ACTUAL</u></b>	<b><u>BUDGET</u></b>	<b><u>BUDGET</u></b>	<b><u>ACTUAL</u></b>
\$799,876	\$306,174	\$110,000	\$12,798	\$12,798
<b><u>PROJECT TIMING</u></b>		<b><u>STATUS</u></b>	<b><u>FUNDING</u></b>	
Implementation	Aug-22	Ongoing	ADF	
Completion	Continuous			

**2-1262 TAP REPLACE RADIOS - AVIATION DIVISION**

This project is for the replacement of mobile radios that have reached end of life status.

<b>TOTAL PROJECT</b>	<b>TOTAL PROJECT</b>	<b>FYE 24</b>	<b>2nd QUARTER</b>	<b>2nd QUARTER</b>
<b><u>BUDGET</u></b>	<b><u>ACTUAL</u></b>	<b><u>BUDGET</u></b>	<b><u>BUDGET</u></b>	<b><u>ACTUAL</u></b>
\$210,000	\$29,999	\$30,000	\$10,338	\$10,338
<b><u>PROJECT TIMING</u></b>		<b><u>STATUS</u></b>	<b><u>FUNDING</u></b>	
Implementation	Jul-21	Ongoing	ADF	
Completion	Continuous			

**2-8080 TAP WEAPONS/ERT EQUIPMENT**

This is for the ongoing purchase of fully equipped rifles to prepare police officers in the event of a mass shooting crime.

<b>TOTAL PROJECT</b>	<b>TOTAL PROJECT</b>	<b>FYE 24</b>	<b>2nd QUARTER</b>	<b>2nd QUARTER</b>
<b><u>BUDGET</u></b>	<b><u>ACTUAL</u></b>	<b><u>BUDGET</u></b>	<b><u>BUDGET</u></b>	<b><u>ACTUAL</u></b>
\$85,000	\$8,070	\$15,000	\$8,070	\$8,070
<b><u>PROJECT TIMING</u></b>		<b><u>STATUS</u></b>	<b><u>FUNDING</u></b>	
Implementation	Nov-22	Ongoing	88C	
Completion	Continuous			

**FYE24 BUDGET  
2nd QUARTER**

<b>2-8095</b>	<b>TAP</b>	<b>REPLACE CHIEF'S VEHICLE</b>	<b>CLOSED</b>
---------------	------------	--------------------------------	---------------

This is for the purchase of new vehicle for the TAPD Chief. The current vehicle will then be used for other TAPD personnel.

<b>TOTAL PROJECT <u>BUDGET</u></b>	<b>TOTAL PROJECT <u>ACTUAL</u></b>	<b>FYE 24 <u>BUDGET</u></b>	<b>2nd QUARTER <u>BUDGET</u></b>	<b>2nd QUARTER <u>ACTUAL</u></b>
\$0	\$49,544	\$0	\$0	\$49,544
 <b><u>PROJECT TIMING</u></b>		 <b><u>STATUS</u></b>	 <b><u>FUNDING</u></b>	
Implementation	Oct-23	Closed	NFTA	
Completion	Sep-23			

**FYE24 BUDGET  
2nd QUARTER**

**2-0766 MIS OFFICE TECHNOLOGY UPGR/MAINT**

This project will design and replace the train control operational command and control workstations.

<u>TOTAL PROJECT BUDGET</u>	<u>TOTAL PROJECT ACTUAL</u>	<u>FYE 24 BUDGET</u>	<u>2nd QUARTER BUDGET</u>	<u>2nd QUARTER ACTUAL</u>
\$500,000	\$68,831	\$100,000	\$7,946	\$7,946
<u>PROJECT TIMING</u>		<u>STATUS</u>	<u>FUNDING</u>	
Implementation	Oct-22	Ongoing	MEP	
Completion	Mar-27			

**2-0767 MIS DATA FACILITY UPGR/MAINT**

This project includes upgrades to the data facility including uninterruptible power supply (UPS), racks, etc.

<u>TOTAL PROJECT BUDGET</u>	<u>TOTAL PROJECT ACTUAL</u>	<u>FYE 24 BUDGET</u>	<u>2nd QUARTER BUDGET</u>	<u>2nd QUARTER ACTUAL</u>
\$1,200,000	\$364,018	\$300,000	\$64,638	\$64,638
<u>PROJECT TIMING</u>		<u>STATUS</u>	<u>FUNDING</u>	
Implementation	Apr-22	Ongoing	NFTA	
Completion	Mar-27			

**2-0769 MIS NETWORK CORE UPGRADE**

This project is used for upgrading the core network equipment in the data centers and core closets.

<u>TOTAL PROJECT BUDGET</u>	<u>TOTAL PROJECT ACTUAL</u>	<u>FYE 24 BUDGET</u>	<u>2nd QUARTER BUDGET</u>	<u>2nd QUARTER ACTUAL</u>
\$1,050,000	\$191,789	\$100,000	\$94,738	\$94,738
<u>PROJECT TIMING</u>		<u>STATUS</u>	<u>FUNDING</u>	
Implementation	Apr-22	Ongoing	NFTA	
Completion	Mar-27			

**2-0770 MIS NETWORK REFRESH**

This project is for the continuation of refresh for network equipment across the authority.

<u>TOTAL PROJECT BUDGET</u>	<u>TOTAL PROJECT ACTUAL</u>	<u>FYE 24 BUDGET</u>	<u>2nd QUARTER BUDGET</u>	<u>2nd QUARTER ACTUAL</u>
\$1,000,000	\$399,808	\$200,000	\$199,812	\$199,812
<u>PROJECT TIMING</u>		<u>STATUS</u>	<u>FUNDING</u>	
Implementation	Apr-22	Ongoing	NFTA	
Completion	Mar-27			

**2-0771 MIS SECURITY SUBSCRIPTION ENHANCEMENTS**

This project is for security enhancements, including a cloud hosted secure internet gateway.

<u>TOTAL PROJECT BUDGET</u>	<u>TOTAL PROJECT ACTUAL</u>	<u>FYE 24 BUDGET</u>	<u>2nd QUARTER BUDGET</u>	<u>2nd QUARTER ACTUAL</u>
\$127,017	\$219,421	\$0	\$0	\$11,956
<u>PROJECT TIMING</u>		<u>STATUS</u>	<u>FUNDING</u>	
Implementation	Sep-22	Ongoing	FEMA & NFTA	
Completion	Mar-24			

**FYE24 BUDGET  
2nd QUARTER**

**2-0774 MIS MTC BMS REPL & STANDARDIZATION**

This project is to replace the failed building management system for the MTC.

<b>TOTAL PROJECT <u>BUDGET</u></b>	<b>TOTAL PROJECT <u>ACTUAL</u></b>	<b>FYE 24 <u>BUDGET</u></b>	<b>2nd QUARTER <u>BUDGET</u></b>	<b>2nd QUARTER <u>ACTUAL</u></b>
\$323,203	\$266,903	\$0	\$0	\$5,958
<b><u>PROJECT TIMING</u></b>		<b><u>STATUS</u></b>	<b><u>FUNDING</u></b>	
Implementation	Jan-23	Ongoing	NFTA	
Completion	Mar-25			

**2-1201 MIS ELLIPSE UPGRADE PHASE 2**

This project includes the addition of mobile options to Ellipse software along with other upgrades and data clean up.

<b>TOTAL PROJECT <u>BUDGET</u></b>	<b>TOTAL PROJECT <u>ACTUAL</u></b>	<b>FYE 24 <u>BUDGET</u></b>	<b>2nd QUARTER <u>BUDGET</u></b>	<b>2nd QUARTER <u>ACTUAL</u></b>
\$1,782,783	\$1,258,568	\$0	\$0	\$89,880
<b><u>PROJECT TIMING</u></b>		<b><u>STATUS</u></b>	<b><u>FUNDING</u></b>	
Implementation	Apr-19	Ongoing	NFTA	
Completion	Mar-24			

**2-1221 MIS TELECON CONSOLIDATION & REFRESH**

This project includes the migration of phone systems from the old ARFF building to the data center at 485 Cayuga Road and the upgrade of end of life components.

<b>TOTAL PROJECT <u>BUDGET</u></b>	<b>TOTAL PROJECT <u>ACTUAL</u></b>	<b>FYE 24 <u>BUDGET</u></b>	<b>2nd QUARTER <u>BUDGET</u></b>	<b>2nd QUARTER <u>ACTUAL</u></b>
\$1,192,703	\$773,358	\$400,000	\$15,450	\$15,450
<b><u>PROJECT TIMING</u></b>		<b><u>STATUS</u></b>	<b><u>FUNDING</u></b>	
Implementation	Apr-19	Ongoing	NFTA	
Completion	Mar-24			

**2-1243 MIS NFTA PROCESS IMPROVEMENT**

This project includes an evaluation by consultants of HR and payroll processes for streamlining and tool evaluation.

<b>TOTAL PROJECT <u>BUDGET</u></b>	<b>TOTAL PROJECT <u>ACTUAL</u></b>	<b>FYE 24 <u>BUDGET</u></b>	<b>2nd QUARTER <u>BUDGET</u></b>	<b>2nd QUARTER <u>ACTUAL</u></b>
\$2,250,000	\$367,387	\$400,000	\$117,631	\$117,631
<b><u>PROJECT TIMING</u></b>		<b><u>STATUS</u></b>	<b><u>FUNDING</u></b>	
Implementation	Apr-20	Ongoing	NFTA	
Completion	Continuous			

**FYE24 BUDGET  
2nd QUARTER**

**2-1252 MIS SECURITY UPGRADES & SPARES**

This project will provide spares and upgrades for access control and video surveillance systems.

<b>TOTAL PROJECT</b>	<b>TOTAL PROJECT</b>	<b>FYE 24</b>	<b>2nd QUARTER</b>	<b>2nd QUARTER</b>
<u><b>BUDGET</b></u>	<u><b>ACTUAL</b></u>	<u><b>BUDGET</b></u>	<u><b>BUDGET</b></u>	<u><b>ACTUAL</b></u>
\$1,163,629	\$417,111	\$400,000	\$102,966	\$102,966
<u><b>PROJECT TIMING</b></u>		<u><b>STATUS</b></u>	<u><b>FUNDING</b></u>	
Implementation	Mar-21	Ongoing	NFTA	
Completion	Continuous			

**2-1253 MIS LAWSON UPGRADES/EXPANSION**

This project will be used to upgrade and evolve the Lawson platform. It will add features and expand capabilities to track data that is currently kept outside the system.

<b>TOTAL PROJECT</b>	<b>TOTAL PROJECT</b>	<b>FYE 24</b>	<b>2nd QUARTER</b>	<b>2nd QUARTER</b>
<u><b>BUDGET</b></u>	<u><b>ACTUAL</b></u>	<u><b>BUDGET</b></u>	<u><b>BUDGET</b></u>	<u><b>ACTUAL</b></u>
\$3,219,922	\$660,866	\$920,000	\$69,815	\$69,815
<u><b>PROJECT TIMING</b></u>		<u><b>STATUS</b></u>	<u><b>FUNDING</b></u>	
Implementation	Mar-21	Ongoing	NFTA	
Completion	Continuous			

**2-1260 MIS MEDICAL SOFTWARE REPLACEMENT**

This project will define the requirements and eventually replace the medical records systems used by the medical team.

<b>TOTAL PROJECT</b>	<b>TOTAL PROJECT</b>	<b>FYE 24</b>	<b>2nd QUARTER</b>	<b>2nd QUARTER</b>
<u><b>BUDGET</b></u>	<u><b>ACTUAL</b></u>	<u><b>BUDGET</b></u>	<u><b>BUDGET</b></u>	<u><b>ACTUAL</b></u>
\$242,500	\$105,920	\$100,000	\$22,650	\$22,650
<u><b>PROJECT TIMING</b></u>		<u><b>STATUS</b></u>	<u><b>FUNDING</b></u>	
Implementation	Jun-21	Ongoing	NFTA	
Completion	Continuous			

**2-8087 MIS STORAGE UPGRADE/MAINT**

This project is for adding storage to the file servers and system as utilization continues to grow.

<b>TOTAL PROJECT</b>	<b>TOTAL PROJECT</b>	<b>FYE 24</b>	<b>2nd QUARTER</b>	<b>2nd QUARTER</b>
<u><b>BUDGET</b></u>	<u><b>ACTUAL</b></u>	<u><b>BUDGET</b></u>	<u><b>BUDGET</b></u>	<u><b>ACTUAL</b></u>
\$800,000	\$98,828	\$200,000	\$98,828	\$98,828
<u><b>PROJECT TIMING</b></u>		<u><b>STATUS</b></u>	<u><b>FUNDING</b></u>	
Implementation	May-23	Ongoing	NFTA	
Completion	Continuous			

**FYE24 BUDGET  
2nd QUARTER**

**2-8089 MIS COMPUTER UPGRADES FYE24-27**

This project is for the planned replacement of legacy servers.

<b>TOTAL PROJECT</b>	<b>TOTAL PROJECT</b>	<b>FYE 24</b>	<b>2nd QUARTER</b>	<b>2nd QUARTER</b>
<u><b>BUDGET</b></u>	<u><b>ACTUAL</b></u>	<u><b>BUDGET</b></u>	<u><b>BUDGET</b></u>	<u><b>ACTUAL</b></u>
\$1,200,000	\$129,708	\$200,000	\$129,708	\$129,708
 <u><b>PROJECT TIMING</b></u>		 <u><b>STATUS</b></u>	 <u><b>FUNDING</b></u>	
Implementation	May-23	Ongoing	NFTA	
Completion	Continuous			

**2-8090 MIS NETWORK CONNECTIVITY REDUNDANCY**

This project is for upgrades and fail over/redundancy planning, and additional capacity for the network.

<b>TOTAL PROJECT</b>	<b>TOTAL PROJECT</b>	<b>FYE 24</b>	<b>2nd QUARTER</b>	<b>2nd QUARTER</b>
<u><b>BUDGET</b></u>	<u><b>ACTUAL</b></u>	<u><b>BUDGET</b></u>	<u><b>BUDGET</b></u>	<u><b>ACTUAL</b></u>
\$1,250,000	\$90,527	\$250,000	\$90,527	\$90,527
 <u><b>PROJECT TIMING</b></u>		 <u><b>STATUS</b></u>	 <u><b>FUNDING</b></u>	
Implementation	May-23	Ongoing	NFTA	
Completion	Continuous			

**2-8091 MIS BMS/FACILITY SYSTEMS REPL**

This project will continue to replace legacy building management systems across the authority.

<b>TOTAL PROJECT</b>	<b>TOTAL PROJECT</b>	<b>FYE 24</b>	<b>2nd QUARTER</b>	<b>2nd QUARTER</b>
<u><b>BUDGET</b></u>	<u><b>ACTUAL</b></u>	<u><b>BUDGET</b></u>	<u><b>BUDGET</b></u>	<u><b>ACTUAL</b></u>
\$400,000	\$36,050	\$200,000	\$36,050	\$36,050
 <u><b>PROJECT TIMING</b></u>		 <u><b>STATUS</b></u>	 <u><b>FUNDING</b></u>	
Implementation	May-23	Ongoing	NFTA	
Completion	Continuous			

**2-8093 MIS DATA BACKUP SYS REFRESH**

This project is for the replacement of backup servers as part of planned replacements for older systems.

<b>TOTAL PROJECT</b>	<b>TOTAL PROJECT</b>	<b>FYE 24</b>	<b>2nd QUARTER</b>	<b>2nd QUARTER</b>
<u><b>BUDGET</b></u>	<u><b>ACTUAL</b></u>	<u><b>BUDGET</b></u>	<u><b>BUDGET</b></u>	<u><b>ACTUAL</b></u>
\$350,000	\$99,374	\$200,000	\$99,374	\$99,374
 <u><b>PROJECT TIMING</b></u>		 <u><b>STATUS</b></u>	 <u><b>FUNDING</b></u>	
Implementation	Jun-23	Ongoing	NFTA	
Completion	Continuous			

**FYE24 BUDGET  
2nd QUARTER**

<b>2-1266</b>	<b>HSEQ</b>	<b>AUTHORITY WIDE NYS BUILD SMART</b>		
---------------	-------------	---------------------------------------	--	--

A consultant is needed to assist in compliance with the NYS mandated Build Smart 2025 program, specifically to review past projects and equipment upgrades so as to identify energy savings.

<b>TOTAL PROJECT <u>BUDGET</u></b>	<b>TOTAL PROJECT <u>ACTUAL</u></b>	<b>FYE 24 <u>BUDGET</u></b>	<b>2nd QUARTER <u>BUDGET</u></b>	<b>2nd QUARTER <u>ACTUAL</u></b>
\$102,000	\$55,060	\$17,000	\$17,000	\$25,489
<b><u>PROJECT TIMING</u></b>		<b><u>STATUS</u></b>	<b><u>FUNDING</u></b>	
Implementation	Feb-22	Ongoing	NFTA	
Completion	Continuous			

<b>2-1261</b>	<b>PUB AFF</b>	<b>NFTA WEBSITE</b>		
---------------	----------------	---------------------	--	--

This project is for the design, development, and launch of an informative, visually pleasing, mobile friendly and responsive website for the NFTA.

<b>TOTAL PROJECT <u>BUDGET</u></b>	<b>TOTAL PROJECT <u>ACTUAL</u></b>	<b>FYE 24 <u>BUDGET</u></b>	<b>2nd QUARTER <u>BUDGET</u></b>	<b>2nd QUARTER <u>ACTUAL</u></b>
\$101,080	\$48,680	\$75,600	\$23,200	\$23,200
<b><u>PROJECT TIMING</u></b>		<b><u>STATUS</u></b>	<b><u>FUNDING</u></b>	
Implementation	Jun-21	Ongoing	NFTA	
Completion	Continuous			

<b>2-3550</b>	<b>GOVT AFF</b>	<b>ITS4US PHASE II &amp; III</b>		
---------------	-----------------	----------------------------------	--	--

This project seeks to improve mobility to, from, and within the Buffalo Niagara Medical Campus by deploying new and advanced technologies with a focus on addressing existing mobility and accessibility challenges.

<b>TOTAL PROJECT <u>BUDGET</u></b>	<b>TOTAL PROJECT <u>ACTUAL</u></b>	<b>FYE 24 <u>BUDGET</u></b>	<b>2nd QUARTER <u>BUDGET</u></b>	<b>2nd QUARTER <u>ACTUAL</u></b>
\$8,515,088	\$1,069,700	\$0	\$0	\$596,755
<b><u>PROJECT TIMING</u></b>		<b><u>STATUS</u></b>	<b><u>FUNDING</u></b>	
Implementation	Jun-22	Ongoing	Fed Highway Adm, NFTA	
Completion	Dec-25			



**NFTA/Metro  
Capital Budget Variance Analysis**

Criteria:

Projects greater than \$500,000 that closed out in fiscal years 2022, 2023, and 2024.

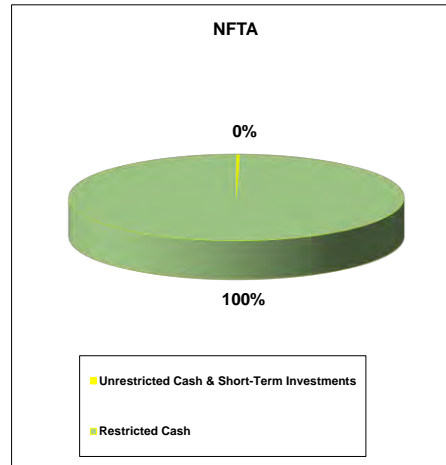
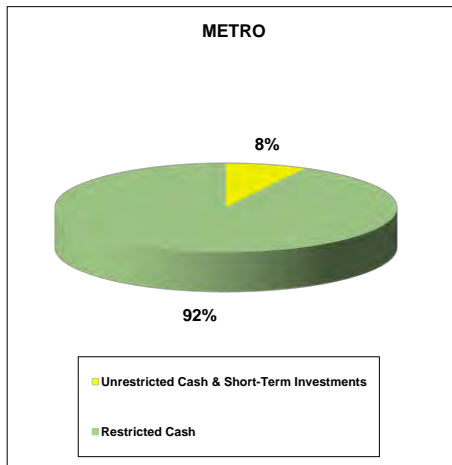
<b>Fiscal Year</b>	<b>Project</b>	<b>Budget</b>	<b>Final Cost</b>	<b>(Over)/Under \$ Variance</b>	<b>(Over)/Under % Variance</b>
FY22	23 CNG Buses (including components & training)	14,200,000	14,202,419	(2,419)	0.0%
FY23	8 Paratransit Vehicles	1,150,000	1,139,855	10,145	0.9%
FY23	Vehicle Network Refresh	574,752	563,546	11,206	1.9%
FY22	8 Paratransit Vehicles (including components and 2 ramps)	1,124,782	1,110,549	14,233	1.3%
FY23	Metro Utica Station Rehab	961,992	930,704	31,288	3.3%
FY23	Metro CNG Fueling Station Expansion	848,253	810,952	37,301	4.4%
FY23	Network Upgrades	649,977	604,895	45,082	6.9%
FY22	BNIA Parking Structure Elevator Modernization	754,510	667,393	87,117	11.5% (1)
FY23	BNIA Rehab & Construct Runway 5-23 - Design	3,359,837	3,159,113	200,724	6.0%
FY23	NFIA Rehabilitate and Reconstruct Taxiway D	5,501,741	5,014,813	486,928	8.9%
FY24	NFIA West End Landside Security Fencing	627,224	605,857	21,366	3.4%
FY24	Metro Bus Freedom Wall Walk	856,275	859,131	(2,856)	-0.3%
FY24	Small Buses	1,513,673	1,513,673	-	0.0%
		<b>32,123,016</b>	<b>31,182,901</b>	<b>940,115</b>	<b>2.9%</b>

(1) - Lower costs due to some existing concealed parts found, during disassembly, to be in better condition than anticipated which eliminated their need for replacement.

NIAGARA FRONTIER TRANSPORTATION AUTHORITY  
 NIAGARA FRONTIER TRANSIT METRO SYSTEMS, INC  
 Cash Management Report  
 As of September 30, 2023

(\$000 Omitted)						
	<u>METRO</u>	<u>NFTA</u>	<u>Authority &amp; Metro Consolidated</u>	<u>Projected</u>	<u>Variance</u>	<u>Variance Analysis:</u>
Unrestricted Cash & Short-Term Investments	\$16,024	\$387	\$16,411	\$8,363	\$8,048	Greater than budgeted Metro passenger fares & NYSTOA.
Restricted Cash	<u>\$192,638</u>	<u>\$126,931</u>	<u>\$319,569</u>	<u>\$319,461</u>	<u>\$108</u>	Lower than budgeted operating expenses.
<b>Total Cash Position:</b>	<u>\$208,662</u>	<u>\$127,318</u>	<u>\$335,980</u>	<u>\$327,824</u>	<u>\$8,156</u>	

All NFTA & Metro Investments are in compliance with New York State Investment Guidelines for Public Authorities



NFTA & METRO WEIGHTED INTEREST RATE <b>3.39%</b> BUDGETED INTEREST RATE <b>1.20%</b>
--

	<u>September-23</u>	<u>YTD</u>
Budgeted Interest Income	\$ 190,000	\$ 1,190,000
Actual Interest Income	<u>\$ 854,649</u>	<u>\$ 5,232,475</u>
Comparison to Budget	<u>\$ 664,649</u>	<u>\$ 4,042,475</u>

**NIAGARA FRONTIER TRANSPORTATION AUTHORITY**  
**Quarterly Investment Analysis for September 30, 2023**

<b><u>Type of Investment Concentration</u></b>		
	<u>AMOUNT</u>	<u>% OF TOTAL</u>
Certificate of Deposit	\$74,639,520	30.69%
Checking & Savings	\$127,651,450	52.49%
T-Bills	\$40,901,324	16.82%
<b>TOTAL:</b>	<b><u>\$243,192,295</u></b>	<b><u>100.00%</u></b>

<b><u>Diversification of Investments</u></b>		
	<u>AMOUNT</u>	<u>% OF TOTAL</u>
Key Bank	\$16,271,976	6.69%
Five Star Bank	\$76,468,462	31.45%
JPMorgan Chase Bank	\$135,947,242	55.90%
US Bank	\$14,504,615	5.96%
<b>TOTAL:</b>	<b><u>\$243,192,295</u></b>	<b><u>100.00%</u></b>

# Safety - September 2023

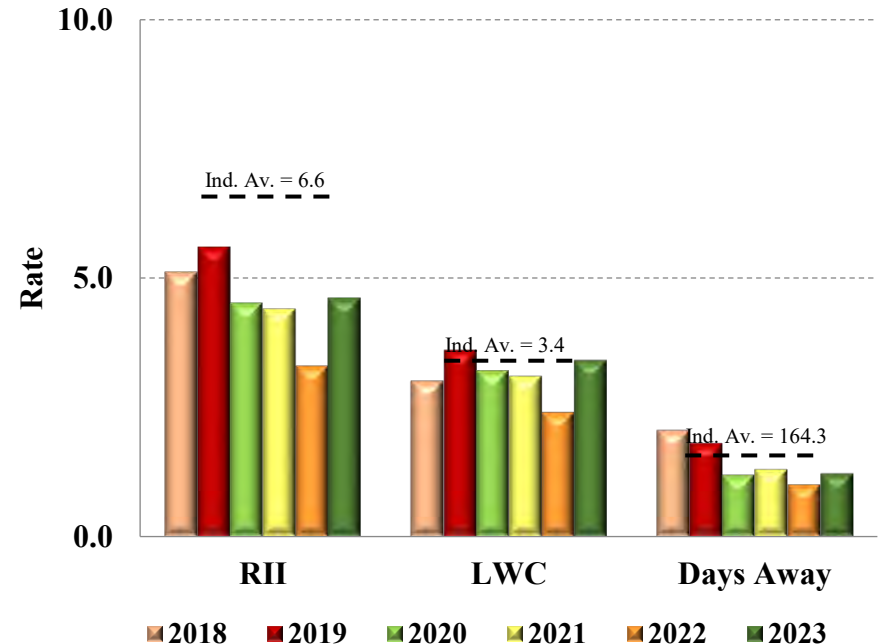
## Workplace Safety - September

- **Nine (9) Recordable Injuries (RII), Seven (7) Lost Workday Cases (LWC), Thirty-six (36) Days Away from work**
  - **Injured Employees:**
    - **Four Bus Operators, One Paratransit Operator, Two Maintenance Employees, One TAPD Officer, One Firefighter**
    - **Four injuries caused by 3<sup>rd</sup> party**
      - **Two vehicle accidents, one slip and fall while pursuing a subject, one chemical exposure**
    - **One employee misstep while exiting van**
    - **One hand contusion due to employee inattention**
    - **One arm laceration while removing a hydraulic line**
    - **One neck strain due to repetitive motion**
    - **One bicep tendon tear during an ARFF training exercise**
  - **Recordable Injuries 39% increase year over year**
  - **Lost Time Injuries 42% increase year over year**
  - **Days Away 20% increase year over year**

### Comments:

- **HSEQ began developing the Safety Management Systems (SMS) Implementation Plan for BNIA as required by the Federal Aviation Administration.**

## Safety Trends YTD Comparisons



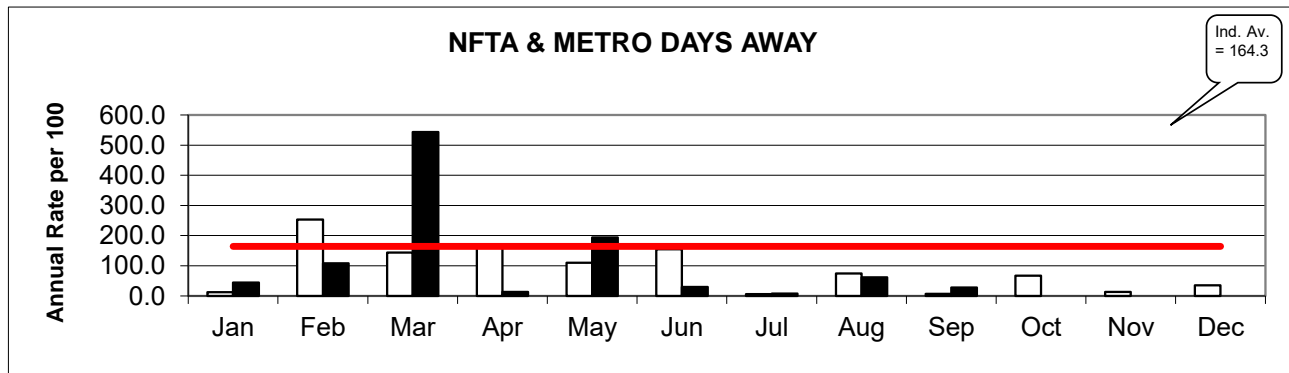
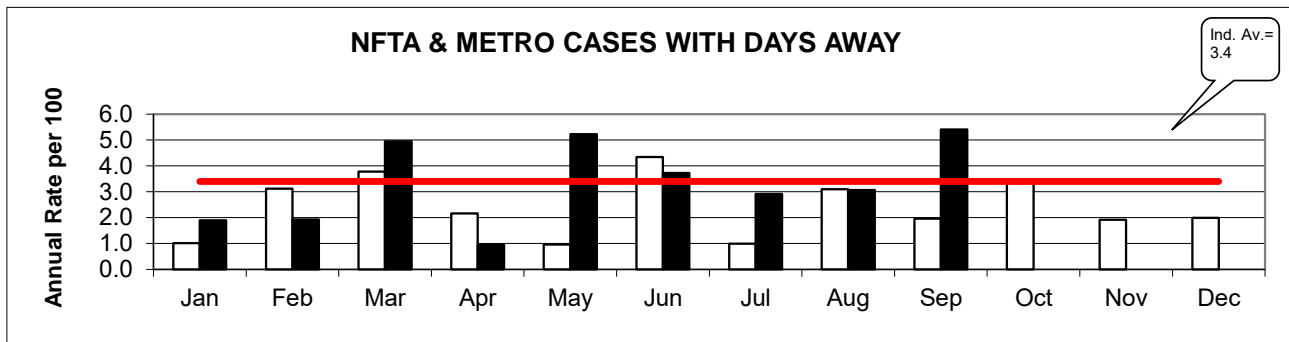
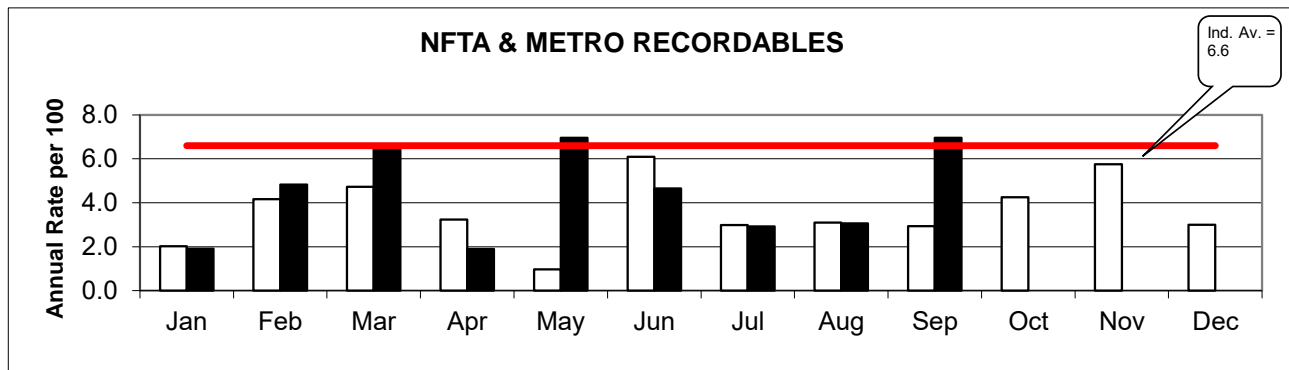
*RII = Recordable Injury/Illness*

*LWC = Lost Workday Case*

*Days Away (Rate in 100's of Days)*

## NFTA & METRO 2023 vs. 2022 MONTHLY SAFETY STATISTICS

	Recordables				Cases With Days Away (Lost Time)						Days Away (Severity)			
	2022		2023		2022			2023			2022		2023	
	Rate	#	Rate	#	Rate	#	Open	Rate	#	Open	Rate	#	Rate	#
Jan	2.0	2	1.9	2	1.0	1	0	1.9	2	0	12.1	12	44.7	47
Feb	4.2	4	4.8	5	3.1	3	0	1.9	2	0	253.6	244	108.1	112
Mar	4.7	5	6.6	8	3.8	4	2	4.9	6	3	143.8	152	543.1	659
Apr	3.2	3	1.9	2	2.2	2	0	0.9	1	0	164.2	152	13.3	14
May	1.0	1	7.0	8	1.0	1	1	5.2	6	2	110.0	114	194.1	223
Jun	6.1	7	4.7	5	4.3	5	2	3.7	4	0	154.8	178	29.8	32
Jul	3.0	3	2.9	3	1.0	1	0	2.9	3	0	6.0	6	7.8	8
Aug	3.1	3	3.1	3	3.1	3	1	3.1	3	1	74.5	72	61.3	60
Sep	2.9	3	7.0	9	2.0	2	1	5.4	7	1	6.8	7	27.8	36
Oct	4.3	5	0.0		3.4	4	1	0.0			67.2	79	0.0	
Nov	5.8	6	0.0		1.9	2	0	0.0			13.4	14	0.0	
Dec	3.0	3	0.0		2.0	2	1	0.0			35.0	35	0.0	
Jan-Aug	3.3	31	4.6	45	2.4	22	7	3.4	34	7	100.2	937	120.5	1191



2022  
2023

\* US Bureau of Labor Statistics - Transit Systems

As of 10/13/2023

## Recordable Injury Summaries for the Month of September 2023

Date	Job Title	Location	Injury/ Illness Description	What Happened	Root Cause	Supervisors Initial Action Taken	Lost Time	# Of Priors
9/7/2023	Detective	TAPD	Shoulder injury	While involved in a foot chase, employee slipped on wet grass injuring their right shoulder.	3 <sup>rd</sup> party action.	Reinstructed employee to be more cautious and aware of surroundings.	No	1 0 - LT
9/8/2023	Custodian	BNIA Terminal	Contusion	Employee hit their right hand on a barrel causing a bruise.	Employee inattention.	Reinstructed employee to be more cautious and aware of surroundings.	Yes RTW	0
9/6/2023	Bus Operator	Babcock Station	Chemical Exposure	Employee was sprayed with pepper spray by a passenger resulting in eye irritation.	3 <sup>rd</sup> party action.	Referred to Transit Police.	Yes RTW	1 0 - LT
9/8/2023	Paratransit Operator	Frontier Station	Ankle sprain	While exiting the van, employee sprained left ankle.	Employee misstep.	Reinstructed employee to slow down and use caution when exiting van.	Yes RTW	0
9/13/2023	Bus Operator	Frontier Station	Neck strain	When turning their neck while driving the bus, employee experiences left-side neck pain.	Repetitive motion.	Under investigation.	Yes RTW	1 0 - LT
9/18/2023	Fire Fighter	BNIA ARFF	Bicep tendon tear	While training, employee placed training dummy on aircraft wing, training simulation began, dummy struck employee's left bicep causing a tendon tear.	Gravity.	Employee was reinstructed to use proper body mechanics when training.	Yes	0
9/18/2023	Bus Operator	Babcock Station	Foot sprain	Employee braked forcibly when a vehicle struck the bus resulting in a sprain to their left foot.	3 <sup>rd</sup> party action.	Referred to accident review.	Yes	2 0 - LT
9/21/2023	Mechanic	Babcock Garage	Arm laceration	While removing a hydraulic line, a fitting broke free and their arm snapped back causing a laceration to employee's left arm.	Employee inattention.	Reinstructed employee to be more cautious when working in restrictive areas.	No	0
9/29/2023	Bus Operator	Frontier Station	Bilateral hand strain	Employee experienced bilateral hand pain after being involved in an accident where a vehicle turned in front of the bus.	3 <sup>rd</sup> party action.	Referred to accident review.	Yes RTW	1 0 - LT

### Estimated cost for the 9 injuries above

NFTA Loss History Est. Costs	National Council on Compensation Insurance Inc (NCCI) Calculated Costs <sup>i</sup>		
	Direct Costs <sup>ii</sup>	Indirect Costs	Total Costs
\$96,789.00	\$299,996.00	\$329,992.00	\$629,988.00

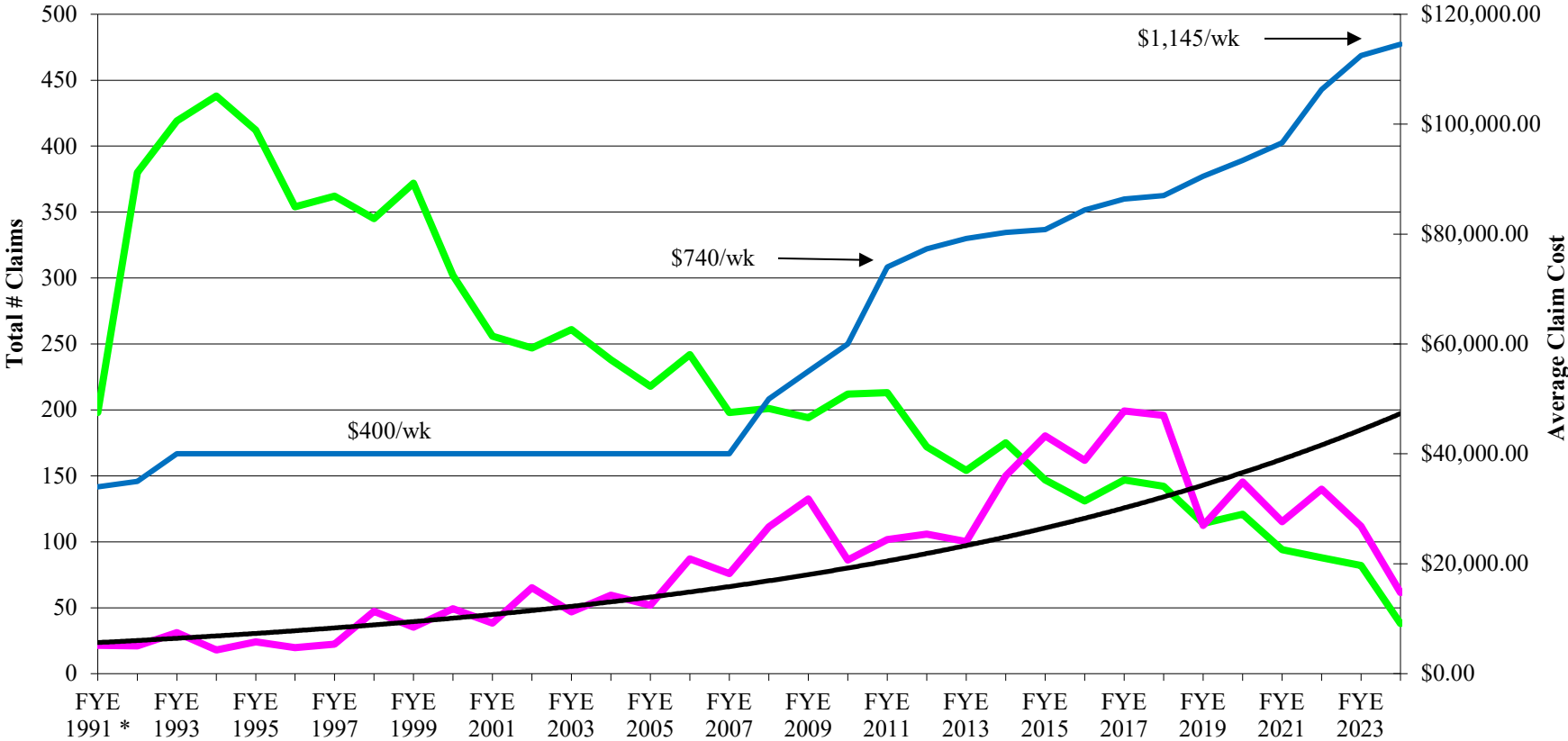
<sup>i</sup> Calculations were obtained by using OSHA's "Safety Pays Program" which uses National NCCI data from 2013-2015

<sup>ii</sup> Average Total Incurred per year is \$4,802,872.36

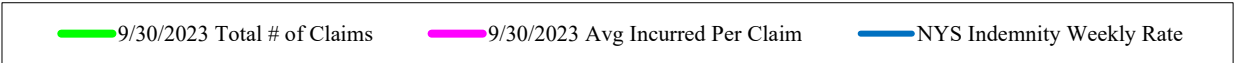
**SELF-INSURANCE LIABILITY & FUNDING ANALYSIS**

<u>Class of Liability or Claim</u>	<u>Reserve Balance 3/31/2023</u>	<u>Reserve Balance 6/30/2023</u>	<u>Reserve Balance 9/30/2023</u>	<u>YTD Variance</u>
<b><u>METRO</u></b>				
General Claims - Bus & Rail	\$4,404,612	\$4,336,149	\$4,422,575	\$17,963
General Claims - IBNR	\$346,000	\$346,000	\$346,000	\$0
Total General Claims	\$4,750,612	\$4,682,149	\$4,768,575	\$17,963
Workers Comp. - TPA	\$16,818,615	\$16,674,623	\$16,412,304	(\$406,311)
Workers Comp. - IBNR	\$6,831,924	\$7,670,662	\$8,221,014	\$1,389,090
Fees and Assessments	\$799,485	\$864,740	\$845,717	\$46,232
Total Workers Compensation	\$24,450,024	\$25,210,025	\$25,479,035	\$1,029,011
Environmental	\$0	\$0	\$0	\$0
<b>Metro Total Liabilities</b>	\$29,200,636	\$29,892,174	\$30,247,610	\$1,046,974
<b><u>NFTA</u></b>				
General Claims	\$406,210	\$407,710	\$361,700	(\$44,510)
General Claims - IBNR	\$0	\$0	\$0	\$0
Total General Claims	\$406,210	\$407,710	\$361,700	(\$44,510)
Workers Comp. - TPA	\$3,260,829	\$3,099,188	\$2,874,318	(\$386,511)
Workers Comp. - IBNR	\$1,432,289	\$1,714,749	\$1,878,919	\$446,630
Fees and Assessments	\$155,156	\$178,597	\$201,874	\$46,718
Total Workers Compensation	\$4,848,274	\$4,992,534	\$4,955,112	\$106,838
Environmental	\$0	\$0	\$0	\$0
<b>NFTA Total Liabilities</b>	\$5,254,484	\$5,400,244	\$5,316,812	\$62,328
<b><u>METRO &amp; NFTA COMBINED - By Liability Class</u></b>				
Total General Claims	\$5,156,822	\$5,089,859	\$5,130,275	(\$26,547)
Total Workers Compensation	\$29,298,298	\$30,202,559	\$30,434,147	\$1,135,849
Environmental	\$0	\$0	\$0	\$0
Self-Insured Retention Reserve	\$15,502,500	\$15,502,500	\$15,502,500	\$0
<b>COMBINED TOTAL LIABILITIES</b>	\$49,957,620	\$50,794,918	\$51,066,922	\$1,109,302
Percent Increase Between Periods		1.68%	0.54%	
<b><u>METRO &amp; NFTA COMBINED</u></b>				
Total Claims (Excluding Fees & IBNR)	\$24,890,266	\$24,517,670	\$24,070,897	(\$819,369)
Total Fees/Assessments & IBNR Claims	\$25,067,354	\$26,277,248	\$26,996,024	\$1,928,670
Combined Total	\$49,957,620	\$50,794,918	\$51,066,922	\$1,109,302
Percent Funded	89.1%	87.2%	87.7%	
Total Funding	\$44,523,512	\$44,304,167	\$44,770,027	\$246,515

## Total Number of WC Claims vs Average Incurred Per Claim Cost At 9/30/2023



\* Represents 1/2 year of Self Insurance



**NIAGARA FRONTIER TRANSPORTATION AUTHORITY  
WORKERS' COMPENSATION DEPARTMENT  
SUMMARY OF FISCAL YEAR-END DATA AT 9/30/2023**

	3/31/2023	3/31/2023	3/31/2023	9/30/2023	9/30/2023	9/30/2023	9/30/2023	9/30/2023	Change In
	<u>Net Paid</u>	<u>Reserves</u>	<u>Total Incurred</u>	<u>Net Paid</u>	<u>Reserves</u>	<u>Total Incurred</u>	<u>Total # of Claims</u>	<u>Avg Incurred Per Claim</u>	<u>Total Incurred</u>
FYE 1991 *	\$1,022,087.20	\$0.00	\$1,022,087.20	\$1,022,087.20	\$0.00	\$1,022,087.20	198	\$5,162.06	0.00%
FYE 1992	\$1,902,638.50	\$14,064.06	\$1,916,702.56	\$1,902,638.50	\$8,306.06	\$1,910,944.56	380	\$5,028.80	-0.30%
FYE 1993	\$2,831,069.98	\$289,634.29	\$3,120,704.27	\$2,835,224.37	\$283,599.90	\$3,118,824.27	419	\$7,443.49	-0.06%
FYE 1994	\$1,858,754.78	\$20,424.58	\$1,879,179.36	\$1,858,754.78	\$29,069.58	\$1,887,824.36	438	\$4,310.10	0.46%
FYE 1995	\$2,355,096.53	\$29,430.11	\$2,384,526.64	\$2,352,964.10	\$31,376.54	\$2,384,340.64	412	\$5,787.23	-0.01%
FYE 1996	\$1,669,239.15	\$19,428.68	\$1,688,667.83	\$1,669,239.15	\$11,628.68	\$1,680,867.83	354	\$4,748.21	-0.46%
FYE 1997	\$1,917,437.65	\$42,464.12	\$1,959,901.77	\$1,917,709.50	\$34,010.27	\$1,951,719.77	362	\$5,391.49	-0.42%
FYE 1998	\$3,452,313.69	\$461,636.65	\$3,913,950.34	\$3,464,303.63	\$449,297.71	\$3,913,601.34	345	\$11,343.77	-0.01%
FYE 1999	\$3,099,575.05	\$47,144.17	\$3,146,719.22	\$3,098,822.95	\$57,461.27	\$3,156,284.22	372	\$8,484.64	0.30%
FYE 2000	\$3,431,409.23	\$134,920.78	\$3,566,330.01	\$3,434,782.80	\$141,428.21	\$3,576,211.01	302	\$11,841.76	0.28%
FYE 2001	\$2,310,424.50	\$35,148.79	\$2,345,573.29	\$2,311,827.50	\$42,411.79	\$2,354,239.29	256	\$9,196.25	0.37%
FYE 2002	\$3,640,102.98	\$179,511.34	\$3,819,614.32	\$3,639,309.49	\$218,966.83	\$3,858,276.32	247	\$15,620.55	1.01%
FYE 2003	\$2,607,675.92	\$333,043.42	\$2,940,719.34	\$2,618,835.55	\$311,707.06	\$2,930,542.61	261	\$11,228.13	-0.35%
FYE 2004	\$3,104,819.87	\$314,910.73	\$3,419,730.60	\$3,103,833.42	\$295,343.08	\$3,399,176.50	238	\$14,282.25	-0.60%
FYE 2005	\$2,416,713.54	\$327,634.15	\$2,744,347.69	\$2,420,926.65	\$292,964.04	\$2,713,890.69	218	\$12,449.04	-1.11%
FYE 2006	\$4,137,226.88	\$956,099.92	\$5,093,326.80	\$4,336,732.63	\$718,104.48	\$5,054,837.11	242	\$20,887.76	-0.76%
FYE 2007	\$2,962,673.75	\$515,041.53	\$3,477,715.28	\$2,992,749.68	\$615,144.60	\$3,607,894.28	198	\$18,221.69	3.74%
FYE 2008	\$5,008,385.19	\$367,230.68	\$5,375,615.87	\$5,077,787.44	\$294,242.28	\$5,372,029.72	201	\$26,726.52	-0.07%
FYE 2009	\$5,602,950.22	\$526,970.74	\$6,129,920.96	\$5,622,481.64	\$544,615.57	\$6,167,097.21	194	\$31,789.16	0.61%
FYE 2010	\$3,748,944.34	\$640,547.42	\$4,389,491.76	\$3,773,587.99	\$608,770.92	\$4,382,358.91	212	\$20,671.50	-0.16%
FYE 2011	\$4,898,857.86	\$191,154.95	\$5,090,012.81	\$4,906,580.67	\$288,280.14	\$5,194,860.81	213	\$24,389.02	2.06%
FYE 2012	\$4,270,761.15	\$101,726.26	\$4,372,487.41	\$4,273,684.74	\$94,929.56	\$4,368,614.30	172	\$25,398.92	-0.09%
FYE 2013	\$3,507,783.97	\$210,747.41	\$3,718,531.38	\$3,515,246.65	\$187,131.10	\$3,702,377.75	154	\$24,041.41	-0.43%
FYE 2014	\$5,360,600.84	\$926,706.81	\$6,287,307.65	\$5,385,729.91	\$911,846.53	\$6,297,576.44	175	\$35,986.15	0.16%
FYE 2015	\$5,430,779.34	\$832,327.38	\$6,263,106.72	\$5,487,407.70	\$875,835.91	\$6,363,243.61	147	\$43,287.37	1.60%
FYE 2016	\$4,260,116.25	\$820,380.60	\$5,080,496.85	\$4,312,360.23	\$772,959.12	\$5,085,319.35	131	\$38,819.23	0.09%
FYE 2017	\$4,694,407.62	\$1,916,056.24	\$6,610,463.86	\$4,837,735.42	\$2,190,464.42	\$7,028,199.84	147	\$47,810.88	6.32%
FYE 2018	\$5,125,134.37	\$1,576,560.42	\$6,701,694.79	\$5,182,017.41	\$1,493,836.34	\$6,675,853.75	142	\$47,013.05	-0.39%
FYE 2019	\$1,946,033.65	\$1,558,295.58	\$3,504,329.23	\$2,056,454.11	\$1,020,675.79	\$3,077,129.90	114	\$26,992.37	-12.19%
FYE 2020	\$2,459,877.70	\$1,741,553.38	\$4,201,431.08	\$2,576,435.75	\$1,647,235.22	\$4,223,670.97	121	\$34,906.37	0.53%
FYE 2021	\$1,241,943.44	\$1,447,474.97	\$2,689,418.41	\$1,591,308.16	\$1,006,330.70	\$2,597,638.86	94	\$27,634.46	-3.41%
FYE 2022	\$857,332.92	\$2,218,378.03	\$3,075,710.95	\$1,203,063.82	\$1,750,458.48	\$2,953,522.30	88	\$33,562.75	-3.97%
FYE 2023	\$294,321.18	\$1,282,796.05	\$1,577,117.23	\$630,168.32	\$1,568,399.56	\$2,198,567.88	82	\$26,811.80	39.40%
FYE 2024	\$0.00	\$0.00	\$0.00	\$71,092.03	\$489,790.74	\$560,882.77	38	\$14,760.07	100.00%
	\$103,427,489.24	\$20,079,444.24	\$123,506,933.48	\$105,483,883.89	\$19,286,622.48	\$124,770,506.37	7,667	\$16,273.71	1.02%

\* FYE 1991 represents activity from 10/1/1990 - 3/31/1991. The Authority went self-insured for workers' compensation effective 10/1/1990.

**Grants and Government Affairs Report**  
**October 2023 Audit, Governance and Finance Committee Meeting**  
**As of October 17, 2023**

---

Federal Government Affairs

---

*Federal Fiscal Year (FFY) 2024 Appropriations*

Both the House and Senate are back in session this week. The Senate will resume consideration of a three-bill spending package (H.R. 4366) consisting of the Food and Drug Administration (Agriculture), Veterans Affairs (Military Construction), and Housing and Urban Development (Transportation) measures. A unanimous consent request is pending to bundle these three bills together for passage.

In the House, four top Democratic centrists sent a letter to Acting House Speaker Patrick McHenry (R-NC) stating their support for the House giving him “temporary, expanded authorities” that would allow the House to take up the most urgent bills, specifically the government funding bills such as those mentioned above. However, there is currently not enough support for this approach. Until there is a clear path to elect a Speaker of the House, FFY 2024 appropriations and any new continuing resolution will remain in limbo.

The current continuing resolution expires on November 15, 2023.

---

Public Transit

---

*New York State Transit Capital - Acceptance of Grant Funds*

Staff are requesting approval of two board actions at this month’s meeting in order to accept grant funds from the New York State Department of Transportation (NYSDOT). The grant funds come from three pots of New York State Transit Capital - two programs, the Accelerated Transit Capital (ATC) and Modernization and Enhancement Program (MEP), that provide 100 percent of project funding, and New York State matching funds, which provide a 10 percent match to federal funding. The NFTA provides the remaining required 10 percent match.

---

Competitive Grant Application Awarded

---

- July 31, 2023 - Applied to New York State Division of Criminal Justice Services for \$39,700 for two Livescan fingerprinting units for the NFTAPD.

**Status:** On October 10, 2023, NFTA was awarded \$39,700 as a subrecipient of the Buffalo Police Department for the purchase of two Livescan fingerprinting units.

---

Competitive Grant Applications Pending

---

- October 16, 2023 - Applied to the Federal Aviation Administration for \$20.7 million in FY 2024 Airport Terminal Program funding to replace 14 Passenger Boarding Bridges (PBBs) and related airside ground service equipment at Buffalo Niagara International Airport. Replacement of life expired PBBs and related airside ground service equipment with new

equipment will result in better reliability and availability of gates on an ongoing basis and decreased operations and maintenance costs for the airport.

**Status:** Awards are anticipated in spring 2024.

- October 10, 2023 - Applied to the Federal Transit Administration for \$960,000 in FY 2023 Pilot Program for Transit-Oriented Development Planning program funding to significantly advance transit-oriented development (TOD) in the proposed Bailey Avenue Bus Rapid Transit corridor. The work will culminate in a Comprehensive Equitable Transit-oriented Development (ETOD) plan to strengthen governance structures, advance financing policies and mechanisms to meet affordable housing goals, and document community-supported station-area plans.

**Status:** Awards are anticipated in spring 2024.

- September 28, 2023 - Applied to the U.S. Department of Transportation for \$102.7 million in FY 2023 Reconnecting Communities and Neighborhoods (RCN) Program Capital Construction grant funds to complete design and construction of Bailey Avenue Corridor Improvements. The Project will design and construct a low or no emission Bus Rapid Transit (“BRT”) line and context-sensitive roadway safety improvements along the entire length of Bailey Avenue from the terminus of the NFTA-Metro Rail system at the State University of New York at Buffalo South Campus to South Park Avenue.

**Status:** Awards are anticipated in spring 2024.

- September 7, 2023 - Applied to the Federal Transit Administration’s FY 2023 Emergency Relief Grants for Public Transportation Systems Affected by Major Declared Disasters for \$200,000 in operations costs related to the December snowstorm. The funding is for emergency staff and snow removal work performed on the Metro side of operations.

**Status:** Awards are anticipated in late 2023.

- January 11, 2023 - Submitted 4 applications to the New York State Department of Transportation Aviation Grant Program for 3 projects including:
  - to replace Passenger Boarding Bridges (PBBs) at the Buffalo Niagara International Airport that have exceeded their useful life and no longer meet system standards. NFTA submitted 2 applications for this project - an application for \$1.1 million for one PBB and an application for \$2.2 million for two PBBs;
  - for \$1.3 million to replace snow removal and maintenance equipment at the Niagara Falls International Airport that has exceeded their useful life and no longer meet system standards; and
  - for \$81,000 to replace the HVAC systems and repair or replace windows at the Niagara Falls International Airport Air Traffic Control Tower (ATCT). The ATCT was constructed in the 1950’s and has broken window seals, missing windows, and HVAC failures.

**Status:** Awards are anticipated in winter 2023/24.



10.25.23

BOARD OF COMMISSIONERS REPORT



## Media Mentions

The NFTA had **913 media mentions** throughout the month of September.

## Publicity

For the month of September, the NFTA earned **\$2,896,206 in publicity**.

## Story Highlights

Parking Day in Buffalo raises awareness about alternative methods of transportation

Metro Bus & Rail Debuts New Fare Collection System in Buffalo, New York

Bills confident about parking, traffic for home opener as long as fans plan ahead

Introducing the 2023 Power 100 Business Leaders of Color - James Morrell

Concerns about NFTA transportation delays within bus system

“I want to go everywhere in Buffalo”: Varied opinions on proposed light rail expansion

Allegiant Air expands services with dedicated NFL fan flights for Steelers, Chiefs, Cowboys, and Bills supporters

NFTA rail construction on Main street enters next phase

NFTA Metro Rail expansion proposal, residents’ perspectives

CLEAR and Buffalo Niagara International Airport Announce New Lanes at Buffalo Niagara International Airport

What’s Next? | Improving Our Paratransit System and Self-Care for BIPOC Women and Girls

With Savarino out for BMHA project, Rodriguez Construction steps up

Governor Hochul Announces Bus Electrification Project Progress With 53 Overhead Bus Chargers

NFTA officers participate in Torch Run for Special Olympics

NFTA’s Game Day Express making it easier for Bills fans to get to Highmark Stadium

Letter: Renovate or replace downtown bus terminal

Tips on traveling through the airport with pets

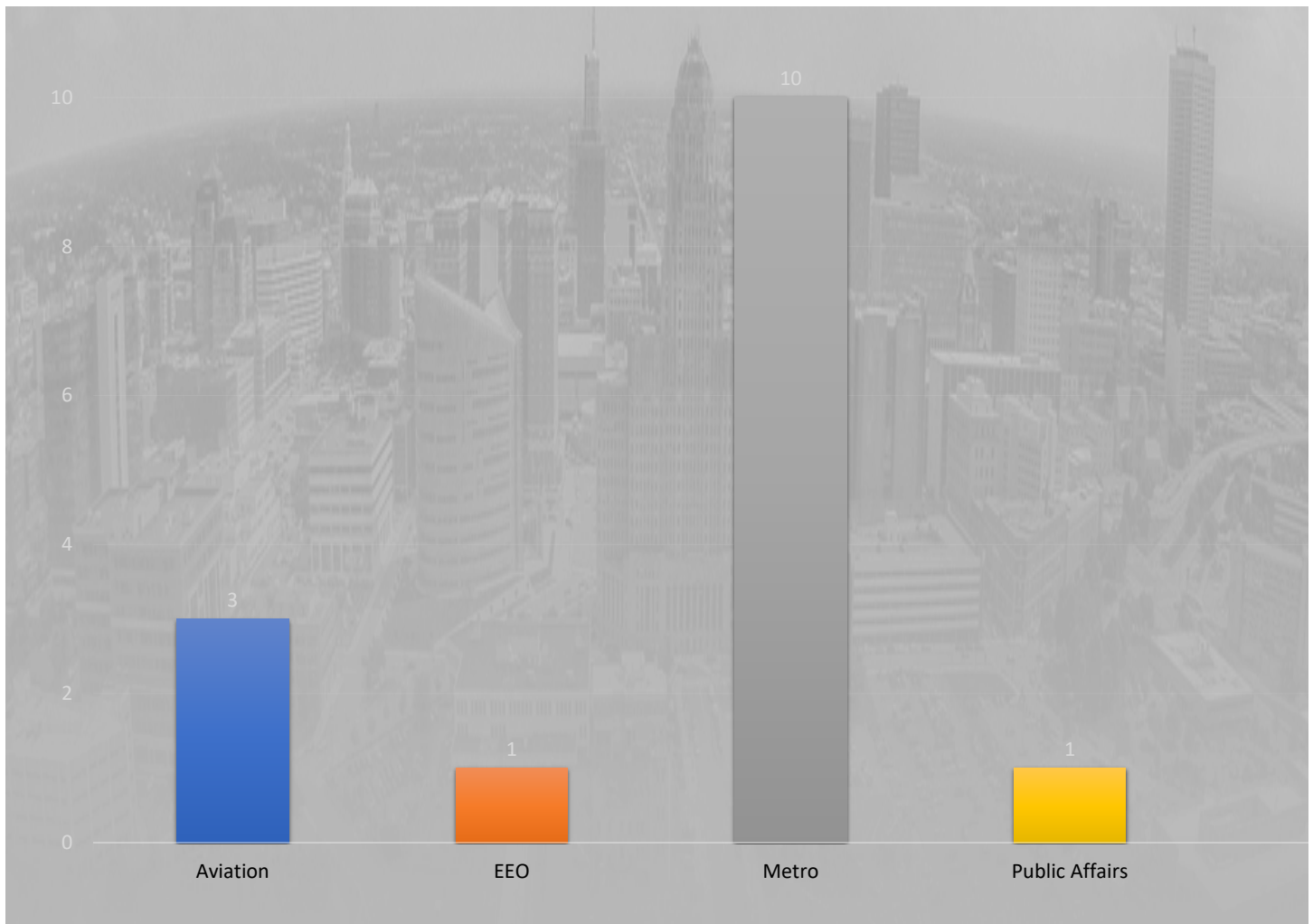
TSA Tips On Traveling With Pets Through A Security Checkpoint At Buffalo Niagara International Airport

### Media Advisories/Releases

- NFTA-Metro Launches New “MetGo” App
- NFTA Parks Adventure Bus Running Special Service for Fall Fest
- Buffalo Niagara International Airport Expanding Accessibility Technology
- NFTA Announces Return of Game Day Express
- Rail Renewal Continues in Downtown Buffalo with Construction on Court and Main
- CLEAR and Buffalo Niagara International Airport Announce New Lanes at Buffalo Niagara International Airport

### Creative Services

The Public Affairs department resolved **15 creative services jobs** in September.



### Community Engagement

An accessible and inclusive communication device has made its way to the Buffalo Niagara International Airport. The NFTA partnered with People Inc. and Deaf Access Services to add a new state-of-the-art Sorenson videophone at our airports. The goal is to help meet the growing needs of deaf and non-verbal travelers.

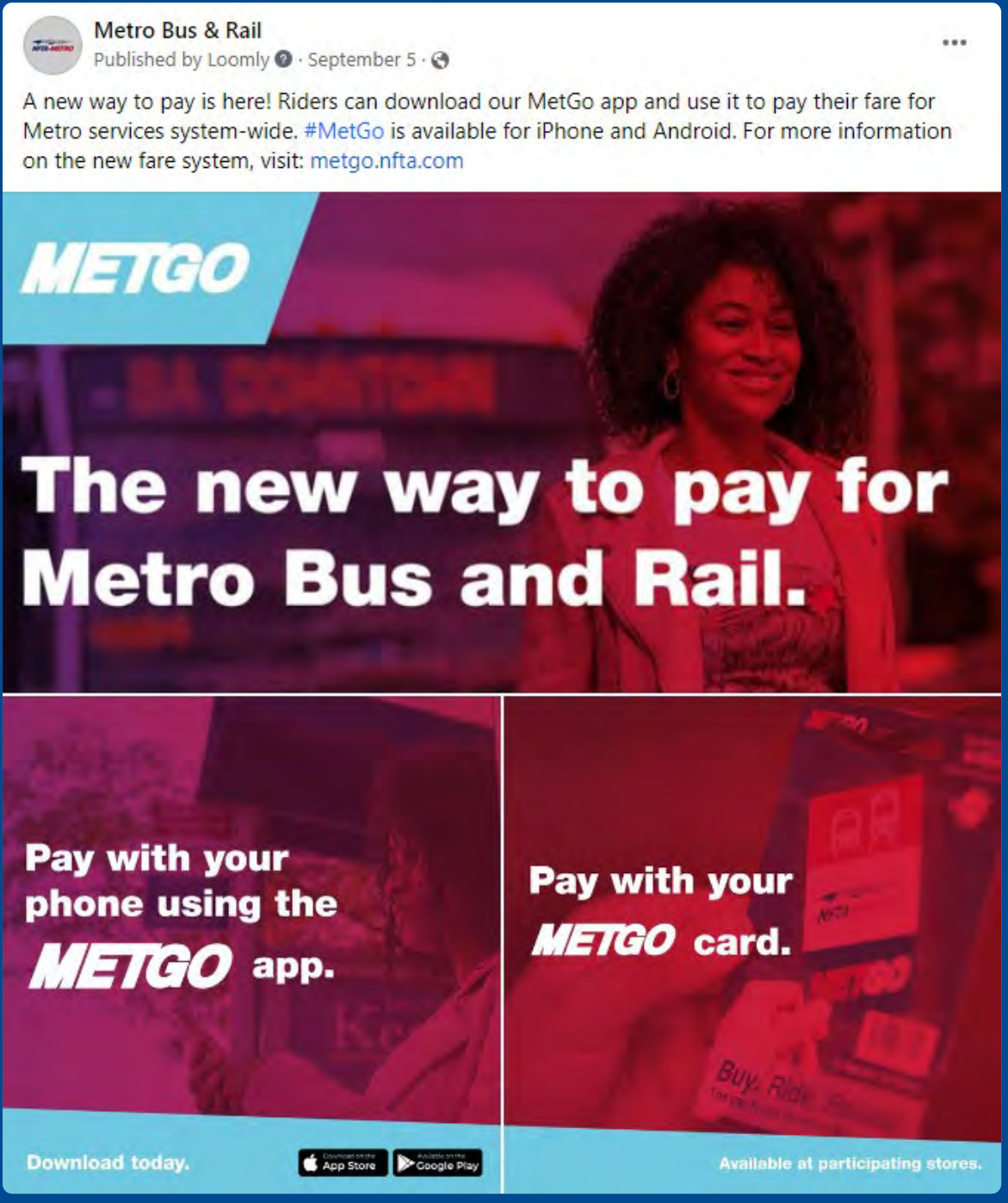


**Social Media**



**63,337 impressions**

The NFTA is providing our Metro riders with a new way to pay. MetGo, an app or card, was launched in September. A series of introductory posts were shared and earned over 60,000 impressions.



**Metro Bus & Rail**  
Published by Loomly · September 5 · 🌐



A new way to pay is here! Riders can download our MetGo app and use it to pay their fare for Metro services system-wide. #MetGo is available for iPhone and Android. For more information on the new fare system, visit: [metgo.nfta.com](http://metgo.nfta.com)

**METGO**

**The new way to pay for Metro Bus and Rail.**

Pay with your phone using the **METGO** app.

Pay with your **METGO** card.

Download today.   Available at participating stores.

**Human Resources  
October 2023**

**Aircraft Rescue and Firefighting Exam:** The written exam for the Aircraft Rescue and Firefighting Department was held on Saturday, September 9<sup>th</sup>. Over 245 of the 337 applied candidates attended the written exam. The physical agility test for passing candidates took place on Saturday, October 14<sup>th</sup>.



**Current Authority Openings** (as of October 16, 2023)

**Mechanics**



Bus - 25 Rail - 24  
BNIA - 0 NFIA - 0

**Operators**




48

**Maintenance**  
(Custodians, Helpers, etc.)



23

**Management & Administrative**



15

**Police & Fire**



Police - 2  
Fire - 1



# September

- September 5<sup>th</sup> **Buffalo Employment Training Center Orientation**
- September 6<sup>th</sup> **The Buffalo News Job Fair**
- September 9<sup>th</sup> **Niagara Falls Housing Authority 3rd Annual Community Day**
- September 13<sup>th</sup> **Job Fair at the Central Library**
- September 19<sup>th</sup> **Buffalo Employment Training Center Orientation**
- September 27<sup>th</sup> **Oppenheim Park Worksource One**
- September 27<sup>th</sup> **716 Career Fair at Riverworks**
- September 27<sup>th</sup> **We are Buffalo Job Fair at McKinley Mall**

Wednesday, September 27th 2023



12pm to 4pm @ Buffalo Riverworks

Shake hands and get face time with employers that are hiring NOW! Explore opportunities in education, management, health care, professional services, insurance, customer service, skilled workers, investing, banking, automotive, transportation and more.

WORK YOUR BUSH

PRESENTED BY:



Western NY Office

**Office for People With Developmental Disabilities**

Make an Impact - Apply Today!  
<https://opwdd.ny.gov/form/apply-now>

OFFICE FOR PEOPLE WITH DEVELOPMENTAL DISABILITIES

ATTEND THE BIGGEST EMPLOYMENT OPPORTUNITY OF THE YEAR

## CAREER FAIR 2023

Connect With over 75 Employers!

WED. SEPT. 27TH

OPPENHEIM PARK  
 2723 Niagara Falls Blvd.  
 Niagara Falls, NY 14304  
 11:00am - 2:00pm

www.nirasource1.com

300 POSITIONS AVAILABLE

- Skilled Trades
- Healthcare
- Manufacturing
- Drivers
- Office & Administrative
- And more!

LAND THE JOB YOU ARE DREAMING OF!

NIAGARA'S WORKSOURCE ONE

www.nirasource1.com



**WE ARE BUFFALO**

## JOB FAIR & CAREER EXPO

WEDNESDAY-SEPTEMBER 27TH

2:00PM - 6:00PM

MCKINLEY MALL  
 1701 MCKINLEY PKWY, BLASDELL

**Job Seekers:**

Free to Attend! No Registration Needed!  
 Chance to Win a \$100 Visa Gift Card!  
 Dress for Success-Bring Lots of Resumes  
 Meet with 30+ Participating Companies

Presented by:

## JOB FAIR

Over 50 Employers!

Downtown Central Library  
 Wednesday, September 13, 2023  
 10 a.m. - 1 p.m.

Bring your Resume!

Buffalo & Erie County Public Library  
 1 Lafayette Square  
 Buffalo, New York 14203

Niagara Falls Housing Authority's 3rd Annual  
 In partnership with

NIAGARA UNIVERSITY

# COMMUNITY DAY 2023

Presenting "Award of Merit" Excellence Group & Professionals

